

VILPE[®] Multiroof roof hatch

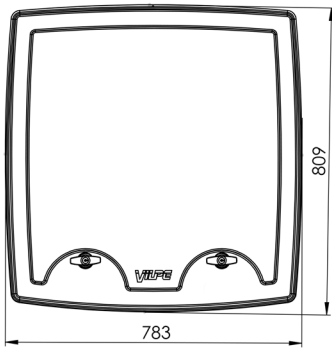
Factory-made roof hatches facilitate and expedite installation



The product range of roof hatches is expanding:
new models for bitumen and standing seam roofs

Technical features

- The cover of the roof hatch is lightweight and opens on hinges, making it **easy to open**.
- The roof hatch has a user-friendly **hold open latch**, allowing the hatch cover to be conveniently kept open.
- The roof hatch **can be opened and closed from both the inside and outside**. If necessary, a separate lock can be used on the inside (not included in the package).
- The roof hatch cover is insulated, **reducing condensation**.
- The roof hatch cover has a seal that presses against the frame, making the product **splash-proof**.



Multiroof roof hatch for standing seam roofs

Multiroof roof hatch for felt roofs

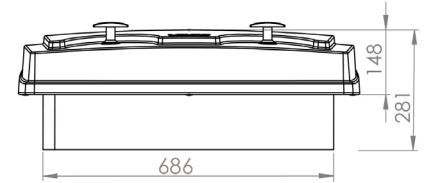


VILPE Multiroof 200 roof hatch for standing seam roofs

Applications: For standing seam roofs or other metal roofs where the installer mounts the flashings themselves. Used as a roof access hatch, as well as a passage between the roof and attic space. Minimum and maximum roof pitch depends on the roofing material.

Dimensions: Opening size 610 x 610 mm. Frame height 200 mm.

Contents: Pre-assembled roof hatch with an insulated cover made of polyethylene and a frame made of laminated veneer lumber. Also includes screws for the hold open latch and installation instructions.

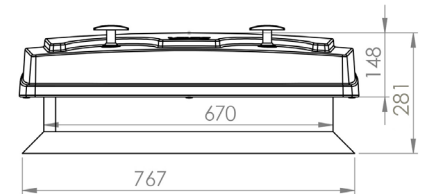


VILPE Multiroof 200 roof hatch for felt roofs

Applications: For felt roofs with a roof pitch of 11.5° or steeper. Used as a roof access hatch, as well as a passage between the roof and attic space.

Dimensions: Opening size 610 x 610 mm. Frame height 200 mm.

Contents: Pre-assembled roof hatch with an insulated cover made of polyethylene and a frame made of laminated veneer lumber with a triangular batten. Also includes screws for the hold open latch and installation instructions. The hatch flashing set is sold separately.

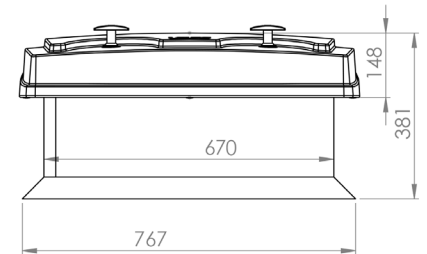


VILPE Multiroof 300 roof hatch for felt roofs

Applications: For low-pitched roofs with bituminous membrane or other waterproofing membrane as roofing material. Used as a roof access hatch, as well as a passage between the roof and attic space. Minimum and maximum roof pitch depends on the roofing material.

Dimensions: Opening size 610 x 610 mm. Frame height 300 mm.

Contents: Pre-assembled roof hatch with an insulated cover made of polyethylene and a frame made of laminated veneer lumber with a triangular batten. Also includes screws for the hold open latch and installation instructions. The hatch flashing set is sold separately.



NAME	COLOUR	PRODUCT NO
VILPE MULTIROOF 200 STANDING SEAM	BLACK	739002
	GREY	739007
VILPE MULTIROOF 200 FELT/INCLINED	BLACK	739012
	GREY	739017
VILPE MULTIROOF 300 FELT/LOW-PITCHED	BLACK	739022
	GREY	739027
VILPE MULTIROOF 300 FLASHING SET	BLACK	739030
	GREY	739037
VILPE MULTIROOF 200 FLASHING SET	BLACK	739042
	GREY	739047