

VILPE[®]
Innovative and Easy



CATALOGUE 2026

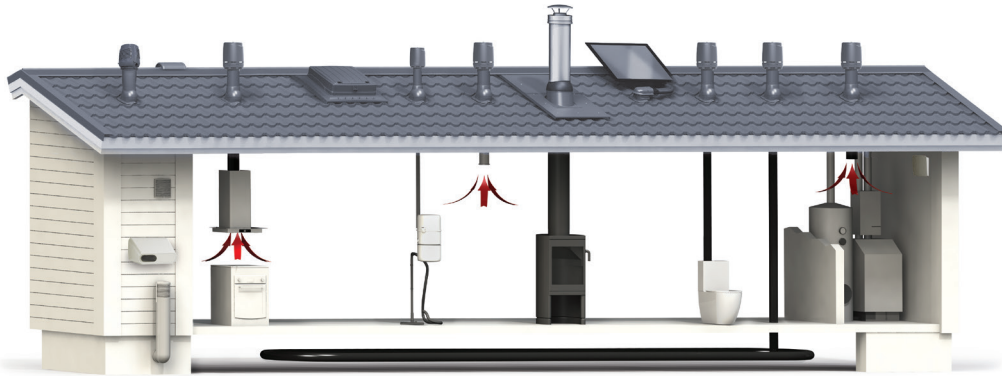
+358 20 123 3222

sales@vilpe.com

> **VILPE.COM**

Sales and Technical support	Tel. E-mail	+358 20 123 3222 sales@vilpe.com
Tuomas Saikkonen, CEO		+358 20 123 3284
Ville Sarmesto, Chief Sales Officer		+358 40 482 7109
Alexandra Dolinina, Key account manager		+358 20 123 3218
Lauri Salomaa, Export Sales Coordinator		+358 40 674 1976
Kenneth Larsson, Sales Manager, Sweden		+46 73 301 33 03
Nisse Hedberg, Salesman, Sweden		+46 70 511 2020
Claes Johansson, Salesman, Sweden		+46 70 770 1891
Leif Fredriksson, Senior Sales Executive, VILPE Sense, Sweden		+46 73 386 9420
Andrzej Janusz, CEO, Vilpe Poland sp. z.o.o. Poland & Eastern Europe		+48 69 534 9751
Tatiana Sorokina, Operations manager Balkan & Central Asia		+358 20 123 3249
Janis Abolins, Sales Manager Baltic states		+371 22 30 5950
Auksė Batvinskienė, Area Manager Lithuania		+370 65 57 3120
Viktors Ksenzovs, Area Manager Latvia		+371 24 60 3003





The VILPE product family includes a complete selection of roof elements and terminal equipment for ventilation. VILPE products form ensembles easy to assemble since all the installation tools and instructions are included in the sets. Uniquely long warranties only apply to ensembles with genuine VILPE products.

P-series for pitched roofs

The P-series roof fans and exhaust ventilation pipes can be led watertightly with a pass-through set through a roof. VILPE pass-through sets can be installed on any roofs with the most common pitches. The pass-through set is always selected according to the roofing material of the roof. All the roof fans and exhaust ventilation pipes in the P-series are compatible with all pass-through set types. Using P-series XL roof fans and XL exhaust ventilation pipes requires an XL pass-through.



S-series for flat surface installation

The S-series roof fans and exhaust vents are designed to be installed in the ventilation shaft, onto a silencer or in or other horizontal surface. Thus, they are also suitable for gently sloping roofs. The S-roof fans and S-exhaust vents are used, for example, in blocks of flats and terraced houses, when flat-specific ventilation is required. The S-series roof fan can also be used for modifying an old natural ventilation system into a mechanical one during renovation.



C-series for steel cones

The C-series roof fans and exhaust ventilation pipes are used in the same way as P-series products in solutions where the pipe is led through a roof and a cone. The difference is that the C-series fans and exhaust ventilation pipes are installed on top of the sheet metal cone made by a sheet metal worker on the roof. The diameter of the upper part of the sheet metal cone has to be either Ø 170 mm or 315, according to the size of the roof fan or ventilation pipe.



Products for low-pitched roofs

The VILPE product family includes a wide selection of fasteners, sealings and underpressure vents for needs of various roofings. The Felt pass-throughs (tall) enable installing all the roof fans and exhaust ventilation pipes with diameter of 100–250 mm on low-pitched roofs. The backwater heights of pass-throughs are all according to regulations.



Roof fans, P-series	4
Roof fans, S-series	5
Roof fans, C-series	6
Chimney fan	7
VILPE Sense	7
ECo Ideal Wireless, Controllers	8
Service sets	9
Ventilation pipes	9
FLOW Exhaust vents, P-series	11
FLOW Exhaust vents, S-series	11
FLOW Exhaust vents, C-series	13
Wive intake vent	13
Multifunction grilles	16
Intake vents	17
IO wall element	17
P-series pass-throughs	18
Aerial sleeves and pipe pass-throughs	22
Roof hatches	22
Solar pass-throughs	23
Ventilation of structures	24
Alipai underpressure vents	25
Ross ventilation poles	26
Chimney pass-throughs	27
Felt roof pass-through seals	29
Metal roof pass-through seals	30
Vapour barrier seals	31
PVC roof pass-through seals	31
Roof drains	31
Fasteners	34
Miscellaneous	38
Selection table for fasteners	39
VILPE maximum roof pitches / C-series schematics	40
Selecting a roof fan for residential ventilation	41
Electrical and performance data of roof fans	42
Performance of the device	43
Airflow and flow noise properties	44
Grille and Ross airflow tables	45
General terms of Sale	46

Product listings

- Psc/pack** How many items a pack contains. The number ordered must be divisible with this number.
- Psc/pallet** How many items a pallet contains. Our pallets are EUR pallets (80 x 120 cm) with height of 120 cm unless stated otherwise.
- Delivery** Stock/Order. Order means the product is manufactured only when ordered, which lengthens the delivery time slightly.



	Colour	Pcs/pack	Pcs/pallet	Delivery	Product No.	
ECO110P/500 FLOW ROOF FAN						
Product description: Energy-efficient roof fan for radon ventilation. Can be controlled with, for example, the ECo Controller, ECO Potentiometer, and home automation systems via a 0–10 V signal. The fan is equipped with an external service switch. Also suitable as a fan for an eco-toilet. The product is equipped with a direct current (EC) motor. The radon fan is not suitable for indoor air ventilation. In addition to the fan, a VILPE roof pass-through, selected according to the roofing material, is required.						
Dimensions: Duct size Ø 110 mm, external Ø 225 mm, height above roof approx. 500 mm.						
Contents: Roof fan, screws, installation, operating and maintenance instructions.						
	Black	1	12	Stock	350272	
	Grey	1	12	Order	350277	
ECO125P/500 FLOW ROOF FAN						
Product description: Energy-efficient roof fan for mechanical exhaust ventilation or as a cooker hood fan. Can be controlled with, for example, the ECo Controller, ECo Ideal, and home automation systems via a 0–10 V signal. The fan is equipped with an external service switch. The product is equipped with a direct current (EC) motor. In addition to the fan, a VILPE roof pass-through, selected according to the roofing material, is required.						
Dimensions: Duct size Ø 125 mm, external Ø 225 mm, height above roof approx. 500 mm.						
Contents: Roof fan, screws, installation, operating and maintenance instructions.						
	Black	1	24*	Stock	350242	
	Grey	1	24*	Stock	350247	
	Red	1	12	Order	350248	
	Brick Red	1	12	Stock	350249	
	Light Grey	1	12	Order	350241	
	Anthracite	1	24*	Stock	35024D	
ECO160P/500 FLOW ROOF FAN						
Product description: Energy-efficient roof fan for mechanical exhaust ventilation or as a cooker hood fan. Can be controlled with, for example, the ECo Controller, ECo Ideal, and home automation systems via a 0–10 V signal. The fan is equipped with an external service switch. The product has a direct current (EC) motor. In addition to the fan, a VILPE roof pass-through, selected according to the roofing material, is required.						
Dimensions: Duct size Ø 160 mm, external Ø 225 mm, height above roof approx. 500 mm.						
Contents: Roof fan, screws, installation, operating and maintenance instructions.						
	Black	1	24*	Stock	350252	
	Grey	1	24*	Stock	350257	
	Red	1	24*	Order	350258	
	Brick Red	1	24*	Order	350259	
	Light Grey	1	24*	Order	350251	
	Anthracite	1	24*	Stock	35025D	
ECO200P/500 FLOW XL ROOF FAN						
Product description: Energy-efficient roof fan for mechanical exhaust ventilation or as a cooker hood fan. The fan is equipped with an energy-saving direct current (EC) motor. It can be controlled with, for example, the ECo Controller, ECo Ideal, and home automation systems via a 0–10 V signal. The fan includes an external service switch. In addition to the fan, a VILPE roof pass-through in XL size, selected according to the roofing material, is required.						
Dimensions: Duct size Ø 200 mm, external Ø 300 mm, height above roof approx. 500 mm.						
Contents: Roof fan, screws, installation, operating and maintenance instructions.						
	Black	1	6	Stock	350302	
	Grey	1	6	Order	350307	
	Red	1	6	Order	350308	
	Brick Red	1	6	Order	350309	
	Anthracite	1	6	Order	35030D	
E190P/Ø125/500 ROOF FAN						
Product description: Insulated roof fan with an AC motor. The inner pipe is made of galvanized sheet steel with a lip seal. Controlled with, for example, the VILPE Controller AC. In addition to the fan, a VILPE roof pass-through suitable for the roofing material is required.						
Dimensions: Duct size Ø 125 mm, external Ø 225 mm, height above roof approx. 500 mm.						
Contents: Roof fan, screws, installation, operating and maintenance instructions.						
	Black	1	24*	Stock	73592	
	Grey	1	24*	Stock	73597	
	Red	1	12	Closing	73598	
	Brick Red	1	12	Closing	73599	
E220P/Ø160/500 ROOF FAN						
Product description: Insulated AC roof fan. Includes an inner pipe with a lip seal, made of galvanized steel sheet. Can be controlled, for example, with the VILPE Controller AC regulator. In addition to the fan, a VILPE roof pass-through, selected according to the roofing material, is required.						
Dimensions: Duct size Ø 160 mm, external Ø 225 mm, height above roof approx. 500 mm.						
Contents: Roof fan, screws, installation, operating and maintenance instructions.						
	Black	1	24*	Stock	73472	
	Grey	1	24*	Stock	73477	
	Red	1	24*	Order	73478	
	Brick Red	1	24*	Stock	73479	
	Anthracite	1	24*	Order	7347D	



ECO110S FLOW ROOF FAN 300X300

Product description: Energy-efficient roof fan for radon ventilation. Can be controlled with, for example, the ECo Controller, ECo Potentiometer, or a building automation system using a 0–10 V signal. The fan includes an external service switch. Also suitable for use as a fan for an eco-toilet. The product has a direct current (EC) motor. The radon fan is not suitable for indoor air ventilation due to fire regulations. Installed onto a ventilation duct, chimney, or silencer. When installing on a horizontal flat surface, use the installation kit included in the package.

Dimensions: Duct size Ø 110 mm; installation set 300 x 300 mm, installation area must be at least the same size.

Contents: Roof fan, installation set, screws, installation, operating and maintenance instructions.

Colour	Pcs/pack	Pcs/pallet	Delivery	Product No.
Black	1	15	Stock	350282
Grey	1	15	Stock	350287
Red	1	15	Order	350288
Brick Red	1	15	Order	350289
Light Grey	1	15	Order	350281



ECO125S FLOW ROOF FAN 300X300

Product description: Energy-efficient roof fan for mechanical exhaust ventilation or as a cooker hood fan. Can be controlled with, for example, the ECo Controller, ECo Ideal, or a building automation system using a 0–10 V signal. The fan includes an external service switch. The product has a direct current (EC) motor. Installed onto a ventilation duct, chimney, or silencer. When installing on a horizontal flat surface, use the installation kit included in the package.

Dimensions: Duct size Ø 125 mm; installation set 300 x 300 mm, installation area must be at least the same size.

Contents: Roof fan, installation set, screws, installation, operating and maintenance instructions.

Black	1	15	Stock	350202
Grey	1	15	Stock	350207
Red	1	15	Order	350208
Brick Red	1	15	Order	350209
Light Grey	1	15	Stock	350201



ECO160S FLOW ROOF FAN 300X300

Product description: Energy-efficient roof fan for mechanical exhaust ventilation or as a cooker hood fan. Can be controlled with, for example, the ECo Controller, ECo Ideal, or a building automation system using a 0–10 V signal. The fan includes an external service switch. The product has a direct current (EC) motor. Installed onto a ventilation duct, chimney, or silencer. When installing on a horizontal flat surface, use the installation kit included in the package.

Dimensions: Duct size Ø 160 mm; installation set 300 x 300 mm, installation area must be at least the same size.

Contents: Roof fan, installation set, screws, installation, operating and maintenance instructions.

Black	1	15	Stock	350212
Grey	1	15	Stock	350217
Red	1	15	Order	350218
Brick Red	1	15	Order	350219
Light Grey	1	15	Stock	350211



ECO200S FLOW ROOF FAN 400X400

Product description: Energy-efficient roof fan for mechanical exhaust ventilation or as a cooker hood fan. Can be controlled with, for example, the ECo Controller, ECo Ideal, or a building automation system using a 0–10 V signal. The fan includes an external service switch. The product has a direct current (EC) motor. Installed onto a ventilation duct, chimney, or silencer. When installing on a horizontal flat surface, use the installation kit included in the package.

Dimensions: Duct size Ø 200 mm; installation set 400 x 400 mm, installation area must be at least the same size.

Contents: Roof fan, installation set, screws, installation, operating and maintenance instructions.

Black	1	8	Stock	350312
Grey	1	8	Stock	350317
Red	1	8	Order	350318
Brick Red	1	8	Order	350319



ECO110S/Ø110 ROOF FAN 250X250

Product description: Energy-efficient roof fan for radon ventilation. The fan is equipped with a potentiometer, so no separate controller is needed. The speed is preset (3 V). Suitable for retrofitting on a pipe with an external diameter of 160 mm. Also suitable for use as a fan for an eco-toilet.

The product has a direct current (EC) motor. The radon fan is not suitable for indoor air ventilation due to fire regulations. Installed onto a ventilation duct, chimney, or silencer. When installing on a horizontal flat surface, use the 250 x 250 mm installation kit included in the package.

Dimensions: Duct size Ø 110 mm.

Contents: Roof fan, installation set, screws, installation, operating and maintenance instructions.

Black	1	12	Stock	737532
Grey	1	12	Order	737537
Red	1	12	Order	737538



E190S/Ø125 ROOF FAN 300X300

Product description: Roof fan with an AC motor, installed onto a ventilation duct, chimney, or silencer. Controlled with, for example, the VILPE Controller AC. When installing on a horizontal flat surface, the S installation kit included in the package is required.

Dimensions: Duct size Ø 125 mm; installation set 300 x 300 mm, installation area must be at least the same size.

Contents: Roof fan, installation set, screws, installation, operating and maintenance instructions.

Black	1	12	Stock	737522
Grey	1	12	Stock	737527
Red	1	12	Order	737528
Brick Red	1	12	Order	737529
Light Grey	1	12	Order	737521



Roof fans, S-series



	Colour	Pcs/pack	Pcs/pallet	Delivery	Product No.	
E220S/Ø160 ROOF FAN 300X300						
<p>Product description: Roof fan with an AC motor, installed onto a ventilation duct, chimney, or silencer. Controlled with, for example, the VILPE Controller AC. When installing on a horizontal flat surface, the S installation kit included in the package is required.</p> <p>Dimensions: Duct size Ø 160 mm; installation set 300 x 300 mm, installation area must be at least the same size.</p> <p>Contents: Roof fan, installation set, screws, installation, operating and maintenance instructions.</p>	Black	1	12	Stock	737502	
	Grey	1	12	Stock	737507	
	Red	1	12	Order	737508	
	Brick Red	1	12	Order	737509	
	Light Grey	1	12	Order	737501	

S-ADAPTER Ø110

Description: For installing VILPE E120S and ECo110S roof fans on uninsulated, Ø 110 mm Alipai pipes.
Contents: Adapter.

S-adapter 110	10	240	Stock	736922
---------------	----	-----	-------	--------



Roof fans, C-series



	Colour	Pcs/pack	Pcs/pallet	Delivery	Product No.	
ECO110C/400 FLOW ROOF FAN						
<p>Product description: Energy-efficient roof fan for radon ventilation. Can be controlled with, for example, the ECo Controller, ECo Potentiometer, and home automation systems via a 0–10 V signal. The fan is equipped with an external service switch. Also suitable as a fan for an eco-toilet. The product has a direct current (EC) motor. The radon fan is not suitable for indoor air ventilation. Installation is on a sheet-metal cone with an upper part of Ø 230 mm, made by a tinsmith.</p> <p>Dimensions: Duct size Ø 110 mm, height above roof approx. 480 mm + cone height.</p> <p>Contents: Roof fan, screws; installation, operating and maintenance instructions.</p>	Black	1	12	Stock	350562	
	Grey	1	12	Stock	350567	
	Red	1	12	Order	350568	
	Brick Red	1	12	Order	350569	
	Light Grey	1	12	Order	350561	

ECO125C/400 FLOW ROOF FAN

Product description: Energy-efficient roof fan for mechanical exhaust ventilation or as a cooker hood fan. Can be controlled with, for example, the ECo Controller, ECo Ideal, and home automation systems via a 0–10 V signal. The fan is equipped with an external service switch. The inner pipe, with a lip seal, is made of galvanized steel sheet. Installation is on a sheet-metal cone with an upper part of Ø 230 mm, made by a tinsmith.

Dimensions: Duct size Ø 125 mm, height above roof approx. 480 mm + cone height.
Contents: Roof fan, screws; installation, operating and maintenance instructions.

Black	1	6	Stock	350572
Grey	1	6	Stock	350577
Red	1	6	Order	350578
Brick Red	1	6	Order	350579
Light Grey	1	6	Order	350571



ECO160C/450 FLOW XL ROOF FAN

Product description: Energy-efficient roof fan for mechanical exhaust ventilation or as a cooker hood fan. Larger XL model, which allows for more insulation around the duct. Can be controlled with, for example, the ECo Controller, ECo Ideal, and home automation systems via a 0–10 V signal. The fan is equipped with an external service switch. The inner pipe, with a lip seal, is made of galvanized steel sheet. Installation is on a sheet-metal cone with a top diameter of Ø 315 mm, made by a tinsmith.

Dimensions: Duct size Ø 160 mm, height above roof approx. 530 mm + cone height.
Contents: Roof fan, screws; installation, operating and maintenance instructions.

Black	1	4	Stock	350622
Grey	1	4	Stock	350627
Red	1	4	Order	350628
Brick Red	1	4	Order	350629
Light Grey	1	4	Order	350621



ECO200C/450 FLOW XL ROOF FAN

Product description: Energy-efficient roof fan for mechanical exhaust ventilation or as a cooker hood fan. Can be controlled with, for example, the ECo Controller, ECo Ideal, and home automation systems via a 0–10 V signal. The fan is equipped with an external service switch. The inner pipe, with a lip seal, is made of galvanized steel sheet. Installation is on a sheet-metal cone with a top diameter of Ø 315 mm, made by a tinsmith.

Dimensions: Duct size Ø 200 mm, height above roof approx. 530 mm + cone height.
Contents: Roof fan, screws; installation, operating and maintenance instructions.

Black	1	4	Order	350592
Grey	1	4	Order	350597
Red	1	4	Order	350598
Brick Red	1	4	Order	350599



E190C/Ø125/400 ROOF FAN

Product description: Insulated roof fan with an AC motor. The inner pipe is made of galvanized sheet steel. Controlled with, for example, the VILPE Controller AC. Installed onto a sheet metal cone made by a tinsmith, with an upper diameter of 230 mm.

Dimensions: Duct size Ø 125 mm, external Ø 225 mm, height 400 mm.


Contents: Roof fan, screws; installation, operating and maintenance instructions.

Black	1	6	Stock	791402
Grey	1	6	Stock	791407
Red	1	6	Order	791408
Brick Red	1	6	Order	791409
Light Grey	1	6	Order	791401




Roof fans, C-series



	Colour	Pcs/pack	Pcs/pallet	Delivery	Product No.	
E220C/Ø160/450 XL ROOF FAN Description: Insulated XL roof fan. Includes a galvanized steel inner pipe with a lip seal. Should be installed in a sheet metal cone with a Ø 315 mm opening, made by a tinsmith. Dimensions: Duct size Ø 160 mm, height above roof approx. 450 mm + cone height. Contents: Roof fan, screws, installation, operating and maintenance instructions.	Black	1	4	Order	791352	
	Black	1	4	Stock	791392	
	Grey	1	4	Closing	791357	
	Light Grey	1	4	Order	791351	


Chimney fan



	Colour	Pcs/pack	Pcs/pallet	Delivery	Product No.	
TI-17 CHIMNEY FAN Description: VILPE chimney fan with black aluminium cast housing and silumin compound propeller. Effectively removes smoke caused by fireplaces, heaters, wood stoves and ovens, allowing them to operate at ideal efficiency and prevent smoke from spreading indoors. Monitored and adjusted by a step transformer or a thyristor regulator which should be installed as close to the fireplace as possible. As the fan is installed on an insulation sheet on top of the chimney, it should only be used when there is a fire in the fireplace; ventilating after the fire has died down is also recommended. Suitable for fireplaces with max. 0.35 m ² clear opening area. Minimum size of flue opening 100 x 100 mm, maximum 230 x 230 mm. Highest portable gas temperature 200°C. Not suitable for round steel chimneys, nor for heating boiler use. Contents: Chimney fan.	Chimney fan	1	25	Stock	735098	

VILPE Sense



	Colour	Pcs/pack	Pcs/pallet	Delivery	Product No.	
VILPE SENSE LEAK DETECTOR Description: The intelligent VILPE Sense leak sensor detects, locates, and alerts about leaks and other humidity issues. The sensors are installed, for example, in the insulation layer on a flat roof with a distance of approximately 4-5 m (10 sensors / 200 m ²). To ensure the same installation depth, the sensor can be attached to a suitable long VILPE Croco mount (sold separately). The system also requires a VILPE Sense Mobile Base Station (sold separately) to function. Suitable for roofs or walls. Contents: 10 sensors (RHT-2)		1	240	Stock	735045	

VILPE SENSE BASIC KIT MOB.

Description: Consists of two sensors and a control unit, which should be linked to an VILPE ECo Roof Fan and a VILPE Sense Mobile Base Station. This smart system detects and alerts you to potential leakages and other humidity problems in a roof or underfloor. The system also dries the insulation layer when necessary. Through the VILPE Sense application, the condition of one or several buildings can be checked at any time.

Contents: Control unit, two sensors, instructions.
For more information on the VILPE Sense system, please see:

VILPE SENSE SENSOR

Description: Extra sensor for VILPE Sense Basic Kit Mob.


Contents: Sensor.
For more information on the VILPE Sense system, please see:

VILPE SENSE MOBILE BASE STATION


Description: Receives VILPE Sense data from the smart roof system's sensors and control unit. Uploads and stores this data directly to VILPE's cloud service for analysis and later use. 50 control units and 200 leak detectors can be linked to one mobile base station. Two models available: with and without preinstalled SIM card (card is required for use).

With SIM: Preinstalled SIM card with a data service subscription is included. The guarantee for the subscription is 10 years. The SIM card operator is Elisa M2M (Vodafone Global) and it works in EU and ETA countries.

No SIM: The local operator and subscription must support one or several of the following: LTE-M (LTE Cat. M1), or NB-IoT (LTE Cat. NB1) or 2G (EDGE/EGPRS). Data only subscription is enough. The subscription must allow data usage of 100 MB/month or more. The SIM must be configured not to require a PIN code.
For more information on the VILPE Sense system, please see:









	+SIM	1	432	Stock	735043	
	-	1	486	Stock	735044	



	Colour	Pcs/pack	Pcs/pallet	Delivery	Product No.	
ECO SENSE 110S ROOF FAN						
Description: VILPE ECo Sense Roof Fan is installed on a roof's negative pressure ventilation pipe. The roof fan should be connected to a VILPE Sense Basic Kit Mob. and a VILPE Sense Mobile Base Station. The roof fan adjusts automatically, which allows for demand-controlled ventilation. Control voltage 0-10 V. EC motor.						
Dimensions: Duct size ø 110 mm, external ø 257 mm. Height above roof 670 mm when installed on top of a negative pressure air vent.						
Contents: Roof fan, screws, installation, operating and maintenance instructions. For more information on the VILPE Sense system, please see:						
	Black	1	24	Order	741982	
	Black	1	48	Order	741992	

ECo Ideal Wireless, Controllers



	Colour	Pcs/pack	Pcs/pallet	Delivery	Product No.	
ECO IDEAL WIRELESS CO2 SENSOR						
Description: Carbon dioxide sensor for the VILPE ECo Ideal Wireless demand-controlled ventilation system.						
Contents: Carbon dioxide (CO2) sensor, installation instructions.						
	-	1	240	Stock	735032	
ECO IDEAL WIRELESS RH SENSOR						
Description: Relative Humidity sensor for the VILPE ECo Ideal Wireless demand-controlled ventilation system.						
Contents: Relative Humidity (HR) sensor, installation instructions.						
	-	1	240	Stock	735031	
ECO IDEAL WIRELESS VENTILATION CONTROL						
Description: Wireless control system for demand-controlled ventilation. Can be used to control VILPE ECo roof fans. Carbon dioxide sensors (CO2) sold separately.						
Contents: Wireless User Panel (UP), Control Unit (CU), Wireless Relative Humidity Sensor (RH), installation instructions.						
	-	10	240	Stock	735030	
ECO MONITOR DRIVE CONTROLLER						
Description: Printed Circuit Board (PCB) for controlling VILPE ECo roof fan operation. Can monitor rotation speed signals from 1-5 fans; multiple boards can also be linked together to allow for the monitoring of more fans. Functions include an isolated alarm output with a 15-20 second alarm threshold for one tachometer pulse per revolution, as well as a faulty fan LED. Adjustable 0-10 V speed control input and 10 V 1 mA operating voltage which can also be provided by the fan itself (Patent 2431303). Four fixing holes are available for mounting.						
Contents: ECo Monitor, instructions.						
	Monitor	1	100	Stock	735029	
ECO CONTROLLER 0-10V						
Description: Controller for stepless manual control of VILPE ECo roof fan speed. Voltage signal 0-10 V; suitable for both flush and surface mounting.						
Contents: Controller.						
	ECo Controller 0-10 V	1		Stock	735028	
PRESSURE CONTROLLER 24 V						
Description: Measures and adjusts air flow pressure in ventilation ducts. Compatible with VILPE EC fans, and particularly suitable for multi-storey buildings.						
Dimensions: 78 x 90 x 40 mm.						
Contents: Pressure controller, installation instructions, hose, 2x measuring gauges.						
	Controller	1	400	Stock	735036	
PRESSURE CONTROLLER 24 V POWER SUPPLY						
Description: Power supply for VILPE Pressure Controller 24 V.						
	Power Supply	120		Stock	735037	
CONTROLLER AC						
Description: For adjusting the rotation speed of a roof fan. Surface and flush mounting. IP 20.						
Contents: Controller.						
	Controller	1	800	Stock	735023	

Service sets



	Colour	Pcs/pack	Pcs/pallet	Delivery	Product No.
ECO FLOW 110/125 SERVICE KIT	Service Set	1	204	Stock	735061
E150/E80 ROOF FANS SERVICE SET	Service Set	1	45	Stock	735052
E190/E120 ROOF FANS SERVICE SET	Service Set	1	45	Stock	735050
E220 ROOF FANS SERVICE SET	Service Set		48	Stock	735054
E250 ROOF FANS SERVICE SET	Service Set	1	45	Order	735055
E280 ROOF FANS SERVICE SET	Service Set	1	45	Order	735056
E310 ROOF FANS SERVICE SET	Service Set	1	45	Order	735057
RADON ROOF FANS SERVICE SET	Service Set	1	45	Stock	735053
ECO110/190 ROOF FAN SERVICE SET	Service Set	1	45	Stock	735058
	Service Set	1	204	Stock	735061
ECO220 ROOF FAN SERVICE SET	Service Set	1	12	Order	735059
	Service Set	1	48	Stock	735062
ECO250 ROOF FAN SERVICE SET	Service Set	1	16	Order	735060
	Service Set	1	18	Order	735063



Ventilation pipes



	Colour	Pcs/pack	Pcs/pallet	Delivery	Product No.
110P/500 VENTILATION PIPE	Black	15	60	Stock	74110
Description: Uninsulated ventilation pipe. A pass-through according to the roofing material is required separately. A VILPE Cowl-110 is required for ventilation of attic space and roof structures.	Grey	15	60	Stock	741127
Dimensions: Duct size Ø 110 mm, height above roof approx. 500 mm.	Red	15	60	Stock	741128
Contents: Ventilation pipe, screws.	Brick Red	15	60	Stock	741129
	Light Grey	15	60	Stock	741121
110P/IS/500 VENTILATION PIPE	Black	12	48	Stock	74161
Description: Insulated sewer ventilation pipe without a cowl. VILPE pass-throughs suitable for a range of roofing types and material are available separately.	Grey	12	48	Stock	741667
Dimensions: Duct size Ø 110 mm, external Ø 160 mm, height above roof approx. 500 mm.	Red	12	48	Stock	741668
Contents: Ventilation pipe, screws.	Brick Red	12	48	Stock	741669
	Light Grey	12	48	Stock	741661
	Anthracite	12	48	Stock	74166D
110P/IS/350 FLOW VENTILATION PIPE + COWL	Black	4	32*	Stock	350292
Description: Insulated ventilation pipe with FLOW cowl. VILPE pass-throughs suitable for a range of roofing types and material are available separately.	Grey	4	32*	Stock	350297
Dimensions: Duct size Ø 110 mm, height above roof approx. 500 mm.	Red	4	32*	Order	350298
Contents: Ventilation pipe, screws, FLOW cowl.	Brick Red	4	32*	Stock	350299
	Anthracite	4			35029G
	Anthracite	4	32*	Stock	35029D
110P/IS/350 VENTILATION PIPE	Black	12	48	Closing	74132
Description: Insulated sewer ventilation pipe without a cowl. VILPE pass-throughs suitable for a range of roofing types and material are available separately.	Grey	12	48	Closing	74137
Dimensions: Duct size Ø 110 mm, external Ø 160 mm, height above roof approx. 350 mm.	Red	12	48	Closing	74138
Contents: Ventilation pipe, screws.	Brick Red	12	48	Closing	74139
160P/500 VENTILATION PIPE	Black	12	48	Stock	74160
Description: Uninsulated ventilation pipe without a cowl. VILPE pass-throughs suitable for a range of roofing types and material are available separately.	Grey	12	48	Stock	741607
Dimensions: Duct size Ø 160 mm, height above roof approx. 500 mm.	Red	12	48	Order	741608
Contents: Ventilation pipe, screws.	Brick Red	12	48	Order	741609
	Light Grey		48	Closing	741601





	Colour	Pcs/pack	Pcs/pallet	Delivery	Product No.	
110P/300 FLOW VENTILATION PIPE + COWL Description: Uninsulated ventilation pipe with FLOW cowl. VILPE pass-throughs suitable for a range of roofing types and material are available separately. Dimensions: Duct size Ø 110 mm, height above roof approx. 300 mm. Contents: Ventilation pipe, screws, FLOW cowl.	Black	10	40	Stock	350232	
	Grey	10	40	Stock	350237	
	Red	10	40	Stock	350238	
	Brick Red	10	40	Stock	350239	
	Light Grey	10	40	Stock	350231	
	Anthracite	10	40	Stock	35023D	
FLOW COWL 110 Description: FLOW cowl for VILPE ventilation pipe with external dimensions Ø 110 mm. Contents: Cowl.	Black	22	88	Stock	350222	
	Black	40	160	Stock	350332	
	Grey	22	88	Stock	350227	
	Grey	40	160	Stock	350337	
	Red	22	88	Stock	350228	
	Red	40	160	Closing	350338	
	Brick Red	22	88	Stock	350229	
	Brick Red	40	160	Closing	350339	
	Light Grey	22	88	Stock	350221	
FLOW COWL 160 Description: FLOW cowl for VILPE ventilation pipe with external dimensions Ø 160 mm (i.e. insulated pipe for duct sizes Ø 110 or Ø 125 mm). The cowl serves as a radon ventilator when attached to a Ø 110 insulated pipe. Contents: Cowl.	Black	12	48	Stock	350072	
	Grey	12	48	Stock	350077	
	Red	12	48	Stock	350078	
	Brick Red	12	48	Stock	350079	
	Light Grey	12	48	Stock	350071	
AP COWL FLOW 160 Description: FLOW cowl for VILPE 160P/500 ventilation pipe with external dimensions Ø 160 mm. Contents: Cowl.	Black	18	72	Stock	731622	
	Grey	18	72	Stock	731627	
	Red	18	72	Order	731628	
	Brick Red	18	72	Stock	731629	
	Light Grey	18	72	Stock	731621	
FLEX PIPE 110 Description: Used to connect a VILPE Ventilation Pipe to a Ø 110 mm drainage pipe. Dimensions: Ø 110 mm. Contents: Flex pipe, fixing clamps.	Flex pipe 110	1	360*	Stock	74204	
	FLEX-PIPE 110	1	160	Stock	74202	
ADAPTER 75/110 Description: Used to connect a Ø 110 VILPE Flex Pipe to a Ø 75 mm pipe. Dimensions: Ø 75/110 mm. Contents: Adapter.	Adapter	20	240	Stock	74203	
FREEZE COVER 110/865 Description: Insulation cover for old Ø 110 sewer ventilation pipes. Renews pipes' appearance and colour. Ensure sufficient fastening in windy areas Dimensions: External Ø 160 mm, height 865 mm. Contents: Freeze cover, screws.	Black	1	9	Stock	741722	
110C/IS/250 VENTILATION PIPE Description: Insulated sewer ventilation pipe without a cowl. Should be installed in a sheet metal cone with a Ø 170 mm opening, made by a tinsmith. Dimensions: Duct size Ø 110 mm, external Ø 160 mm, height 400 mm. Contents: Ventilation pipe, screws	Black	15	60	Stock	791102	
	Grey	15	60	Stock	791107	
	Red	15	60	Stock	791108	
	Brick Red	15	60	Stock	791109	
	Light Grey	15	60	Stock	791101	
METAL CONE PIPE SEALING 110 Description: Used to connect a sewer ventilation pipe to a max. Ø 128 mm sheet metal cone. Dimensions: Ø 110 mm. Contents: Sealing made of EPDM rubber.	Ø 110 mm	60	200	Stock	71720	

FLOW Exhaust vents, P-series



	Colour	Pcs/pack	Pcs/pallet	Delivery	Product No.	
125P/IS/500 FLOW EXHAUST VENTILATION PIPE						
Description: Insulated exhaust ventilation pipe with FLOW cowl. Includes a galvanized steel inner pipe with a lip seal. The package includes an insulation sleeve (thickness 15 mm, height 200 mm) to facilitate the insulation of the pipe inside the pass-through. VILPE pass-throughs suitable for a range of roofing types and material are available separately. Dimensions: Duct size Ø 125 mm, external Ø 160 mm, height above roof approx. 500 mm. Contents: Exhaust ventilation pipe, FLOW cowl, screws.	Black	1	32*	Stock	350042	
	Black	1	24*	Order	750082	
	Grey	1	32*	Stock	350047	
	Red	1	32*	Stock	350048	
	Brick Red	1	32*	Stock	350049	
	Light Grey	1	32*	Stock	350041	
Anthracite	1	32*	Stock	35004D		
160P/IS/500 FLOW EXHAUST VENTILATION PIPE						
Description: Insulated exhaust ventilation pipe with FLOW cowl. Includes a galvanized steel inner pipe with a lip seal. VILPE pass-throughs suitable for a range of roofing types and material are available separately. Dimensions: Duct size Ø 160 mm, external Ø 225 mm, height above roof approx. 500 mm. Contents: Exhaust ventilation pipe, FLOW cowl, screws.	Black	1	24*	Stock	350052	
	Black	1	24*	Order	750092	
	Grey	1	24*	Stock	350057	
	Red	1	24*	Stock	350058	
	Brick Red	1	24*	Stock	350059	
	Light Grey	1	24*	Order	350051	
Anthracite	1	24*	Stock	35005D		
200P/IS/500 FLOW XL EXHAUST VENTILATION PIPE						
Description: Insulated XL exhaust ventilation pipe with FLOW cowl. Includes a galvanized steel inner pipe with a lip seal. VILPE pass-throughs suitable for a range of roofing types and material are available separately. Dimensions: Duct size Ø 200 mm, external Ø 300 mm, height above roof approx. 500 mm. Contents: Exhaust ventilation pipe, FLOW cowl, screws.	Black	1	6	Stock	350132	
	Black	1	6	Order	750102	
	Grey	1	6	Stock	350137	
	Red	1	6	Order	350138	
	Brick Red	1	6	Order	350139	
	Light Grey	1	6	Order	350131	
Anthracite	1	6	Stock	35013D		
250P/IS/500 FLOW XL EXHAUST VENTILATION PIPE						
Description: Insulated XL exhaust ventilation pipe with FLOW cowl. Includes a galvanized steel inner pipe with a lip seal. VILPE pass-throughs suitable for a range of roofing types and material are available separately. This exhaust ventilation pipe can be used with XL pass-throughs but will not be fully insulated, as the ventilation duct is approximately 25 cm larger than the pass-through. Dimensions: Duct size Ø 250 mm, external Ø 300 mm, height above roof approx. 500 mm. Contents: Exhaust ventilation pipe, FLOW cowl, screws.	Black	1	15*	Stock	350152	
	Grey	1	15*	Stock	350157	
	Red	1	6	Order	350158	
	Brick Red	1	6	Order	350159	
	Light Grey	1	6	Order	350151	
	Anthracite	1	15*	Order	35015D	









FLOW Exhaust vents, S-series



	Colour	Pcs/pack	Pcs/pallet	Delivery	Product No.	
125S FLOW EXHAUST 250X250						
Description: Exhaust vent for a flat surface with FLOW cowl. Dimensions: Duct size Ø 125 mm; installation set 250 x 250 mm, installation area must be at least the same size. Contents: Exhaust vent, installation set, adapter and screws.	Black	1	24	Stock	350012	
	Grey	1	24	Stock	350017	
	Red	1	24	Order	350018	
	Brick Red	1	24	Order	350019	
	Light Grey	1	24	Order	350011	
160S FLOW EXHAUST 300X300						
Description: Exhaust vent for a flat surface with FLOW cowl. Dimensions: Duct size Ø 160 mm; installation set 300 x 300 mm, installation area must be at least the same size. Contents: Exhaust vent, installation set, adapter and screws.	Black	1	15	Stock	350032	
	Grey	1	15	Stock	350037	
	Red	1	15	Order	350038	
	Brick Red	1	15	Order	350039	
	Light Grey	1	15	Order	350031	
200S FLOW EXHAUST 400X400						
Description: Exhaust vent for a flat surface with FLOW cowl. Dimensions: Duct size Ø 200 mm; installation set 400 x 400 mm, installation area must be at least the same size. Contents: Exhaust vent, installation set, adapter and screws.	Black	1	8	Stock	350162	
	Grey	1	8	Stock	350167	
	Red	1	8	Order	350168	
	Brick Red	1	8	Order	350169	
250S FLOW EXHAUST 400X400						
Description: Exhaust vent for a flat surface with FLOW cowl. Dimensions: Duct size Ø 250 mm; installation set 400 x 400 mm, installation area must be at least the same size. Contents: Exhaust vent, installation set, adapter and screws.	Black	1	8	Stock	350172	
	Grey	1	8	Stock	350177	
	Red	1	8	Order	350178	
	Brick Red	1	8	Order	350179	






FLOW Exhaust vents, S-series



	Colour	Pcs/pack	Pcs/pallet	Delivery	Product No.	
<p>315S FLOW EXHAUST 724X724</p> <p>Description: Exhaust vent with FLOW cowl. Installed on a square-shaped 724 x 724 mm pass-through. An assembled square-shaped VILPE pass-through with a silencer is also available.</p> <p>Dimensions: Ø 315 mm.</p> <p>Contents: Exhaust vent, installation set, Ø 315 mm galvanized steel connection pipe.</p>	Black	1	1	Order	350402	
<p>400S FLOW EXHAUST 724X724</p> <p>Description: Exhaust vent with FLOW cowl. Installed on a square-shaped 724 x 724 mm pass-through. An assembled square-shaped VILPE pass-through with a silencer is also available.</p> <p>Dimensions: Ø 400 mm.</p> <p>Contents: Exhaust vent, installation set, Ø 400 mm galvanized steel connection pipe.</p>	Black	1	1	Order	350412	
<p>500S FLOW EXHAUST 970X970</p> <p>Description: Exhaust vent with FLOW cowl. Installed on a square-shaped 970 x 970 mm pass-through. An assembled square-shaped VILPE pass-through with a silencer is also available.</p> <p>Dimensions: Ø 500 mm.</p> <p>Contents: Exhaust vent, installation set, Ø 500 mm galvanized steel connection pipe.</p>	Black	1	1	Order	350432	
<p>630S FLOW EXHAUST 970X970</p> <p>Description: Exhaust vent with FLOW cowl. Installed on a square-shaped 970 x 970 mm pass-through. An assembled square-shaped VILPE pass-through with a silencer is also available.</p> <p>Dimensions: Ø 630 mm.</p> <p>Contents: Exhaust vent, installation set, Ø 630 mm galvanized steel connection pipe.</p>	Black	1	1	Order	350442	
<p>315/400S FLOW PASS-THROUGH</p> <p>Description: Pass-through has a 100 mm insulation layer with an A1 fire rating. Includes fasteners, screws and a built-in silencer.</p>	Ø315 Ø400	1 1	1 1	Stock Stock	350421 350420	
<p>500/630S FLOW PASS-THROUGH</p> <p>Description: Pass-through has a 100 mm insulation layer with an A1 fire rating. Includes fasteners, screws and a built-in silencer.</p>	Ø500 Ø630	1 1	1 1	Stock Stock	350450 350451	
<p>315/400S FLOW FLASHING SET FOR PASS-THROUGH</p> <p>Description: Painted steel flashing enables a water-tight attachment of the pass-through to the roof material.</p> <p>Dimension: 437x720 mm</p> <p>Contents: Painted steel flashing set, corner covers.</p>	Black Grey	1 1	1 1	Order Order	350423 350387	
<p>500/630S FLOW FLASHING SET FOR PASS-THROUGH</p> <p>Description: Painted steel flashing enables a water-tight attachment of the pass-through to the roof material.</p> <p>Dimension: 437x966 mm.</p> <p>Contents: Painted steel flashing set, corner covers.</p>	Black Grey	1 1	1 1	Order Order	350453 350397	


FLOW Exhaust vents, C-series



	Colour	Pcs/pack	Pcs/pallet	Delivery	Product No.	
125C/400 FLOW VENTILATION PIPE Description: Negative pressure ventilation pipe for the ventilation of roof structures or attic spaces. Should be installed in a sheet metal cone with a Ø 170 mm opening, made by a sheet metal worker. Dimensions: External Ø 160 mm, height 400 mm. Contents: Ventilation pipe, VILPE FLOW cowl, screws.	Black	1	12	Stock	350552	
	Grey	1	12	Stock	350557	
	Red	1	12	Order	350558	
	Brick Red	1	12	Order	350559	
	Light Grey	1	12	Order	350551	
125C/IS/400 FLOW EXHAUST VENTILATION PIPE Description: Insulated exhaust ventilation pipe with FLOW cowl. Includes a galvanized steel inner pipe with a lip seal. Should be installed in a sheet metal cone with a Ø 170 mm opening, made by a tinsmith. Dimensions: Duct size Ø 125 mm, external Ø 160 mm, height 400 mm. Contents: Exhaust ventilation pipe, FLOW cowl, screws.	Black	1	12	Stock	350502	
	Grey	1	12	Stock	350507	
	Red	1	12	Order	350508	
	Brick Red	1	12	Order	350509	
	Light Grey	1	12	Order	350501	
160C/IS/450 FLOW XL EXHAUST VENTILATION PIPE Description: Insulated exhaust ventilation XL pipe with a FLOW-cowl. Inner pipe is made of galvanized steel and has a lip seal. Installed in a sheet metal cone with opening Ø 315 mm, made by a sheet metal worker. Dimensions: Duct size Ø 160 mm, external Ø 300 mm, height 450 mm. Contents: Exhaust ventilation pipe, FLOW-cowl, screws.	Black	1	4	Stock	350522	
	Grey	1	4	Stock	350527	
	Red	1	4	Order	350528	
	Brick Red	1	4	Order	350529	
	Light Grey	1	4	Order	350521	
200C/IS/450 FLOW XL EXHAUST VENTILATION PIPE Description: Insulated XL exhaust ventilation pipe with FLOW cowl. Includes a galvanized steel inner pipe with a lip seal. Should be installed in a sheet metal cone with a Ø 315 mm opening, made by a tinsmith. Dimensions: Duct size Ø 200 mm, external Ø 300 mm, height 450 mm. Contents: Exhaust ventilation pipe, FLOW cowl, screws.	Black	1	4	Stock	350532	
	Grey	1	4	Stock	350537	
	Red	1	4	Order	350538	
	Brick Red	1	4	Order	350539	
250C/IS/450 FLOW XL EXHAUST VENTILATION PIPE Description: Insulated XL exhaust ventilation pipe with FLOW cowl. Includes a galvanized steel inner pipe with a lip seal. Should be installed in a sheet metal cone with a Ø 315 mm opening, made by a tinsmith. Dimensions: Duct size Ø 250 mm, external Ø 300 mm, height 450 mm. Contents: Exhaust ventilation pipe, FLOW cowl, screws.	Black	1	4	Order	350542	
	Grey	1	4	Order	350547	
	Brick Red	1	4	Order	350549	

Wive intake vent



	Colour	Pcs/pack	Pcs/pallet	Delivery	Product No.	
WIVE 100 INTAKE VENT SET + THERMOSTAT Description: The VILPE Wive intake vent brings fresh outdoor air into a building, and is designed to prevent uncomfortable drafts as the air flow is directed upwards so that fresh air mixes with warmer indoor air. The VILPE Wive intake vent with thermostat should be used in buildings with passive ventilation systems: the thermostat adjusts automatically to the outdoor temperature, meaning that when it is colder outside the vent lets in less air. When the outdoor air is +20 °C, the vent remains completely open, and when the outdoor air temperature drops to -5 °C, the vent closes (although it always allows some airflow into the building). The VILPE Wive intake vent can be used in detached houses, multi-apartment houses and row houses, and is quick and easy to install as no coupling or wiring is necessary. The intake vent can also be painted or wallpapered easily to fit the interior of the room, and can either be installed on a wall or retrofitted to replace an old vent. The intake vent's cover is insulated to prevent condensation, and the high-quality filter effectively prevents contaminants like dust and pollen from entering the building. Package also includes three through-the-wall extension pipes, with a total maximum length of 440 mm. New and even more effective filter (ISO ePM10 75 %). Dimensions: Intake vent 100 x 100 mm; multifunction grille 150 x 150 mm. Contents: Intake vent, filter, VILPE Multifunction Grille and instruction manuals.	WIVE + Thermostat	1	77	Stock	380000	



	Colour	Pcs/pack	Pcs/pallet	Delivery	Product No.	
--	--------	----------	------------	----------	-------------	--

WIVE 100 INTAKE VENT SET

Description: The VILPE Wive intake vent brings fresh outdoor air into a building, and is designed to prevent uncomfortable drafts as the air flow is directed upwards so that fresh air mixes with warmer indoor air. The VILPE Wive intake vent without a thermostat should be used in buildings with mechanical ventilation systems. The VILPE Wive intake vent can be used in detached houses, multi-apartment houses and row houses, and is quick and easy to install as no coupling or wiring is necessary. The intake vent can also be painted or wallpapered easily to fit the interior of the room, and can either be installed on a wall or retrofitted to replace an old vent. The intake vent's cover is insulated to prevent condensation, and the high-quality filter effectively prevents contaminants like dust and pollen from entering the building. Package also includes three through-the-wall extension pipes, with a total maximum length of 440 mm. New and even more effective filter (ISO ePM10 75 %)

Dimensions: Intake vent 100 x 100 mm; multifunction grille 150 x 150 mm.

Contents: Intake vent, filter, VILPE Multifunction Grille and instruction manuals.


WIVE		1	77	Stock	380010	
------	--	---	----	-------	--------	---

WIVE 100 INTAKE FOR WINDOW VENT + THERMOSTAT

Description: The VILPE Wive intake vent for window vent should be installed onto a window vent with a minimum thickness of 40 mm and a maximum thickness of 90 mm. The VILPE Wive intake vent for window vent brings fresh outdoor air into a building, and is designed to prevent uncomfortable drafts as the air flow is directed upwards so that fresh air mixes with warmer indoor air. The VILPE Wive intake vent for window vent with thermostat should be used in buildings with passive ventilation systems: the thermostat adjusts automatically to the outdoor temperature, meaning that when it is colder outside the vent lets in less air. When the outdoor air is +20 °C, the vent remains completely open, and when the outdoor air temperature drops to -5 °C, the vent closes (although it always allows some airflow into the building). The VILPE Wive intake vent for window vent can be used in detached houses, multi-apartment houses and row houses, and is quick and easy to install as no coupling or wiring is necessary. The intake vent can also be painted or wallpapered easily to fit the interior of the room. The intake vent's cover is insulated to prevent condensation, and the high-quality filter effectively prevents contaminants like dust and pollen from entering the building.

Dimensions: Intake vent 100 x 100 mm.

Contents: Intake vent, instruction manuals.


WIVE + Thermostat		1	245	Stock	380070	
----------------------	--	---	-----	-------	--------	---

WIVE 100 INTAKE FOR WINDOW VENT

Description: The VILPE Wive intake vent for window vent should be installed onto a window vent with a minimum thickness of 40 mm and a maximum thickness of 90 mm. The VILPE Wive intake vent for window vent brings fresh outdoor air into a building, and is designed to prevent uncomfortable drafts as the air flow is directed upwards so that fresh air mixes with warmer indoor air. The VILPE Wive intake vent for window vent without a thermostat should be used in buildings with mechanical ventilation systems. The VILPE Wive intake vent for window vent can be used in detached houses, multi-apartment houses and row houses, and is quick and easy to install as no coupling or wiring is necessary. The intake vent can also be painted or wallpapered easily to fit the interior of the room. The intake vent's cover is insulated to prevent condensation, and the high-quality filter effectively prevents contaminants like dust and pollen from entering the building.

Dimensions: Intake vent 100 x 100 mm.

Contents: Intake vent, instruction manuals.


WIVE		1	245	Stock	380080	
------	--	---	-----	-------	--------	---

WIVE 100 INTAKE VENT + THERMOSTAT








Description: The VILPE Wive intake vent brings fresh outdoor air into a building, and is designed to prevent uncomfortable drafts as the air flow is directed upwards so that fresh air mixes with warmer indoor air. The VILPE Wive intake vent can be used in detached houses, multi-apartment houses and row houses, and is quick and easy to install as no coupling or wiring is necessary. The intake vent can also be painted or wallpapered easily to fit the interior of the room, and can either be installed on a wall or retrofitted to replace an old vent. The intake vent's cover is insulated to prevent condensation, and the high-quality filter effectively prevents contaminants like dust and pollen from entering the building. Package also includes three through-the-wall extension pipes, with a total maximum length of 440 mm. New and even more effective filter (ISO ePM10 75 %)

Dimensions: Intake vent 100 x 100 mm.

Contents: Intake vent, filter and instruction manuals.

		1	77	Stock	380030	
--	--	---	----	-------	--------	---




	Colour	Pcs/pack	Pcs/pallet	Delivery	Product No.	
WIVE 100 INTAKE VENT						
Description: The VILPE Wive intake vent brings fresh outdoor air into a building, and is designed to prevent uncomfortable drafts as the air flow is directed upwards so that fresh air mixes with warmer indoor air. The VILPE Wive intake vent without a thermostat should be used in buildings with mechanical ventilation systems. The VILPE Wive intake vent can be used in detached houses, multi-apartment houses and row houses, and is quick and easy to install as no coupling or wiring is necessary. The intake vent can also be painted or wallpapered easily to fit the interior of the room, and can either be installed on a wall or retrofitted to replace an old vent. The intake vent's cover is insulated to prevent condensation, and the high-quality filter effectively prevents contaminants like dust and pollen from entering the building. Package also includes three through-the-wall extension pipes, with a total maximum length of 440 mm. New and even more effective filter (ISO ePM10 75 %)						
Dimensions: Intake vent 100 x 100 mm.						
Contents: Intake vent, filter and instruction manuals.						
		1	77	Stock	380040	
WIVE 100 INTAKE VENT FILTERS (5 PCS)						
Description: Filters for the VILPE Wive intake vent. Effectively removes outdoor air pollutants. Filter classification ISO ePM10 75 %.						
Contents: Filter (5 pc.).						
	WIVE	33	160	Stock	380022	
WIVE 100 INTAKE VENT SILENCER						
Description: Silencer for the VILPE Wive intake vent. Dampens outdoor noise which might otherwise enter the room through the intake vent. The silencer must be installed with the shiny side facing inward.						
Dimensions: Ø 90 mm.						
Contents: Silencer.						
	WIVE	1	1000*	Stock	380023	
WIVE 100 COARSE FILTER (5 PCS)						
Description: Filter for use with VILPE Wive vent for window vent.						
Contents: Coarse filter (5 pc.).						
		50	400	Stock	380025	
WIVE 100 EXTENSION PIPE						
Description: Extension pipe for the VILPE Wive intake vent.						
Contents: Extension pipe.						
	160 mm	55	660	Stock	380060	
WIVE 100 FITTING PLATE 200X200						
Description: Fitting plate for cases when the diameter of a hole left from a previous intake vent is too large for the VILPE Wive intake vent. The fitting plate covers the hole, allowing the installation of the VILPE Wive.						
Dimensions: 200 x 200 mm.						
Contents: Fitting plate.						
	1/10 pcs	10	120	Stock	380026	
	58 pcs	58	1740	Stock	380027	
STORM COVER						
The VILPE Storm Cover is designed for use in exposed areas in which heavy winds and storms are common. The storm cover is mounted onto a VILPE Multifunction Grille 150x150, and protects the ventilation duct and interior of the building from rainwater and snow which might otherwise be blown inside. The Storm Cover also reduces external noise, as it covers the front of the Multifunction Grille beneath it.						
Dimensions: 158x167x75 mm						
Contents: Storm Cover, screws, instruction manual						
	Black	10	240	Stock	794002	
	Grey	10	240	Stock	794007	
	Light Grey	10	240	Stock	794001	
	Anthracite	10	240	Stock	79400D	
	Off White	10	240	Stock	794000	



	Colour	Pcs/pack	Pcs/pallet	Delivery	Product No.	
MULTIFUNCTION GRILLE 150 X 150						
Description: The VILPE Multifunction Grille works as a ventilation grille for different types of spaces, and can also be used as an intake or exhaust vent for mechanical ventilation systems. If the product is to be used as a ventilation grille in a natural ventilation system, it is ready for use as it is. In a mechanical ventilation arrangement, an intake or exhaust air duct can be attached to the product—in this case, a duct fitting plate is required in addition to the vent. The ventilation grille can also be fitted with an insect net, which is supplied as an accessory, and it can be opened and locked for cleaning with an easy lock mechanism. The unique airflow design of the Multifunction Grille results in a large cross-sectional area in both directions of flow and good water/snow shedding properties. The Multifunction Grille offers exceptionally low pressure loss for both intake and exhaust air. Effective area 84,5 cm ² . When used in a mechanical ventilation system, a Ø 60 or 100 mm duct fitting plate is required.						
	Black	10	840	Stock	793322	
	Grey	10	840	Stock	793327	
	Red	10	840	Stock	793328	
	Light Grey	10	840	Stock	793323	
	Anthracite	10	840	Order	79332G	
	Beige	10	840	Stock	793321	
	White	10	840	Stock	793320	
	Chocolate Brown	10	840	Order	79332B	
Dimensions: 150 x 150 mm.						
Contents: Multifunction grille, 6 mm plugs, screws.						
MULTIFUNCTION GRILLE 240 X 240						
Description: The VILPE Multifunction Grille works as a ventilation grille for different types of spaces, and can also be used as an intake or exhaust vent for mechanical ventilation systems. If the product is to be used as a ventilation grille in a natural ventilation system, it is ready for use as it is. In a mechanical ventilation arrangement, an intake or exhaust air duct can be attached to the product—in this case, a duct fitting plate is required in addition to the vent. The ventilation grille can also be fitted with an insect net, which is supplied as an accessory, and it can be opened and locked for cleaning with an easy lock mechanism. The unique airflow design of the Multifunction Grille results in a large cross-sectional area in both directions of flow and good water/snow shedding properties. The Multifunction Grille offers exceptionally low pressure loss for both intake and exhaust air. Effective area 248 cm ² . When used in a mechanical ventilation system, a Ø 125, 160 or 200 mm duct fitting plate is required.						
	Black	15	360	Stock	793332	
	Grey	15	360	Stock	793337	
	Red	15	360	Stock	793338	
	Light Grey	15	360	Stock	793333	
	Anthracite	15	360	Order	79333G	
	Beige	15	360	Stock	793331	
	White	15	360	Stock	793330	
Dimensions: 240 x 240 mm.						
Contents: Multifunction grille, 6 mm plugs, screws.						
MULTIFUNCTION GRILLE 375 X 375						
Description: The VILPE Multifunction Grille works as a ventilation grille for different types of spaces, and can also be used as an intake or exhaust vent for mechanical ventilation systems. If the product is to be used as a ventilation grille in a natural ventilation system, it is ready for use as it is. In a mechanical ventilation arrangement, an intake or exhaust air duct can be attached to the product—in this case, a duct fitting plate is required in addition to the vent. The ventilation grille can also be fitted with an insect net, which is supplied as an accessory, and it can be opened and locked for cleaning with an easy lock mechanism. The unique airflow design of the Multifunction Grille results in a large cross-sectional area in both directions of flow and good water/snow shedding properties. The Multifunction Grille offers exceptionally low pressure loss for both intake and exhaust air. Effective area 517 cm ² . When used in a mechanical ventilation system, a Ø 200, 250 or 315 mm duct fitting plate is required.						
	Black	16	64	Stock	793342	
	Grey	16	64	Stock	793347	
	Red	16	64	Order	793348	
	Light Grey	16	64	Stock	793343	
	White	16	64	Stock	793340	
Dimensions: 375 x 375 mm.						
Contents: Multifunction grille, 6 mm plugs, screws.						
DUCT FITTING PLATE (FOR MULTIFUNCTION GRILLE 150X150)						
	Ø60	20	720	Stock	793352	
	Ø100	20	480	Stock	793353	
DUCT FITTING PLATE (FOR MULTIFUNCTION GRILLE 240X240)						
	Ø125	15	360	Stock	793354	
	Ø160	15	360	Stock	793355	
	Ø200	15	240	Stock	793359	
DUCT FITTING PLATE (FOR MULTIFUNCTION GRILLE 375X375)						
	Ø200	15	180	Stock	793356	
	Ø250	14	168	Stock	793357	
	Ø315	14	168	Stock	793358	
INSECT NET 150 X 150						
	Insect net	40	3360	Stock	793362	
INSECT NET 240 X 240						
	Insect net	20	960	Stock	793364	

Intake vents



	Colour	Pcs/pack	Pcs/pallet	Delivery	Product No.	
160P/IS/500 INTAKE VENT						
<p>Description: Intake vent for buildings with a mechanical ventilation system, to be installed on the roof. Includes VILPE Intake Cowl with a unique structure which separates rain droplets from the outside air. The attention to detail in the design ensures minimal pressure loss. A separate pass-through should be selected according to the roofing material.</p> <p>Dimensions: Duct size Ø 160 mm, external Ø 225 mm, height above roof approx. 500 mm.</p> <p>Contents: Ventilation pipe, intake cowl, screws.</p>	Black	1	24*	Stock	741882	
	Grey	1	24*	Stock	741887	
	Red	1	12	Order	741888	
	Brick Red	1	12	Order	741889	
	Light Grey	1	12	Order	741881	
	Anthracite	1	24*	Stock	74188D	

160S 300X300 INTAKE VENT

Description: Intake vent for buildings with a mechanical ventilation system, to be installed on the roof. Includes VILPE Intake Cowl with a unique structure which separates rain droplets from the outside air. The attention to detail in the design ensures minimal pressure loss.

Dimensions: Duct size Ø 160 mm, external Ø 300 mm; installation set 300 x 300 mm, installation area must be at least the same size.

Contents: Ventilation pipe, intake cowl, installation set, screws.

Black	1	18	Stock	741892
Grey	1	18	Order	741897
Light Grey	1	18	Order	741891



160C/IS/400 INTAKE VENT

Description: Intake vent for buildings with a mechanical ventilation system, to be installed on the roof. Includes VILPE Intake Cowl with a unique structure which separates rain droplets from the outside air. The attention to detail in the design ensures minimal pressure loss. Should be installed in a sheet metal cone with a Ø 230 mm opening, made by a tinsmith.

Dimensions: Duct Ø 160 mm, external Ø 225 mm, height 400 mm.






Contents: Ventilation pipe, intake cowl, screws.

Black	1	6	Order	741972
Grey	1	6	Order	741977



IO wall element



	Colour	Pcs/pack	Pcs/pallet	Delivery	Product No.	
IO 125 WALL ELEMENT						
<p>Description: Exterior wall-mounted product with contraction attachment, enabling the same product to be used for different apartment sizes. The VILPE IO's air impeller can be adapted to both left- and right-sided air intakes and exhaust air outlets.</p> <p>Dimensions: Ø 125 mm.</p> <p>Contents: Wall-mounted product, contraction attachment, installation instructions.</p>	Black	1	24	Stock	370002	
	Grey	1	24	Stock	370007	
	Red	1	24	Stock	370008	
	Brick Red	1	24	Stock	370009	
	Off White	1	24	Stock	370000	
IO 160 WALL ELEMENT						
<p>Description: Exterior wall-mounted product with contraction attachment, enabling the same product to be used for different apartment sizes. The VILPE IO's air impeller can be adapted to both left- and right-sided air intakes and exhaust air outlets.</p> <p>Dimensions: Ø 160 mm.</p> <p>Contents: Wall-mounted product, contraction attachment, installation instructions.</p>	Black	1	24	Stock	370102	
	Grey	1	24	Stock	370107	
	Red	1	24	Stock	370108	
	Brick Red	1	24	Stock	370109	
	Off White	1	24	Stock	370100	
IO 200 WALL ELEMENT						
<p>Description: Exterior wall-mounted product with contraction attachment, enabling the same product to be used for different apartment sizes. The VILPE IO's air impeller can be adapted to both left- and right-sided air intakes and exhaust air outlets.</p> <p>Dimensions: Ø 200 mm.</p> <p>Contents: Wall-mounted product, contraction attachment, installation instructions.</p>	Black	1	12	Stock	370202	
	Grey	1	12	Stock	370207	
	Red	1	12	Order	370208	
	Brick Red	1	12	Order	370209	
	Off White	1	12	Stock	370200	
IO 250 WALL ELEMENT						
<p>Description: Exterior wall-mounted product with contraction attachment, enabling the same product to be used for different apartment sizes. The VILPE IO's air impeller can be adapted to both left- and right-sided air intakes and exhaust air outlets.</p> <p>Dimensions: Ø 250 mm.</p> <p>Contents: Wall-mounted product, contraction attachment, installation instructions.</p>	Black	1	12	Stock	370302	
	Grey	1	12	Stock	370307	
	Red	1	12	Order	370308	
	Brick Red	1	12	Order	370309	
	Off White	1	12	Stock	370300	
IO 125/160 INTAKE WALL ELEMENT						
<p>Description: Exterior wall-mounted product which directs intake air through the exterior wall, either into a ventilation unit or as an air inlet for basement spaces. Thanks to the ambidextrous design of the product, the same unit can be adapted to both left- and right-sided air intake configurations.</p> <p>Dimensions: Duct size ø 125/160 mm.</p> <p>Contents: VILPE IO intake air element, screws and screw plugs, installation instructions.</p>	Black	1	24	Order	370122	
	Grey	1	24	Order	370127	
	Red	1	24	Order	370128	
	Brick Red	1	24	Order	370129	
	Off White	1	24	Order	370120	



IO 200/250 INTAKE WALL ELEMENT

Description: Exterior wall-mounted product which directs intake air through the exterior wall, either into a ventilation unit or as an air inlet for basement spaces. Thanks to the ambidextrous design of the product, the same unit can be adapted to both left- and right-sided air intake configurations.
Dimensions: Duct size ø 200/250 mm.
Contents: VILPE IO intake air element, screws and screw plugs, installation instructions

Colour	Pcs/pack	Pcs/pallet	Delivery	Product No.
Black	1	12	Order	370132
Grey	1	12	Order	370137
Red	1	12	Order	370138
Brick Red	1	12	Order	370139
Off White	1	12	Order	370130



P-series pass-throughs



TILE CLICK PASS-THROUGH

Description: The most common concrete tile roofing types. Replaces one 2-wave concrete tile up to width 330 mm and wave height 27–40 mm. Used with VILPE P-series roof fans and ventilation pipes with a diameter of 110–160 mm.
Contents: Pass-through, Click underlay seal, screws, installation instructions/template for the underlay seal and the passthrough.

Colour	Pcs/pack	Pcs/pallet	Delivery	Product No.
Black	8	32	Stock	360042
Grey	8	32	Stock	360047
Red	8	32	Stock	360048
Brick Red	8	32	Stock	360049
Anthracite	8	32	Order	36004D



UNITILE CLICK PASS-THROUGH

Description: All tile roofings (ceramic, clay, concrete and special tiles, 1- and 2-wave tiles and plain tiles).
Contents: Pass-through, Click underlay seal, upper edge seal set, bottom bracket, screws, installation instructions/template for the underlay seal and the pass-through.

Colour	Pcs/pack	Pcs/pallet	Delivery	Product No.
Black	1	12	Stock	360112
Grey	1	12	Stock	360117
Red	1	12	Order	360118
Brick Red	1	12	Stock	360119
Anthracite	1	12	Stock	36011D



VITTINGE CLICK PASS-THROUGH

Description: Vittinge clay tile roofing.
Contents: Pass-through, Click underlay seal, screws, installation instructions.

Colour	Pcs/pack	Pcs/pallet	Delivery	Product No.
1-waved (E13)	12	48	Stock	360038
2-waved (T11)	12	48	Stock	360039



EVO CLICK PASS-THROUGH

Description: Monier/Braas Teviva/Braas Tegalit plain tiles with length 420 mm, width 330 mm.
Contents: Pass-through, Click underlay seal, screws, installation instructions/template for the underlay seal and the pass-through.

Colour	Pcs/pack	Pcs/pallet	Delivery	Product No.
Black	10	40	Stock	360072
Grey	10	40	Stock	360077
Brick Red	10	40	Order	360079
Anthracite	10	40	Stock	36007D



XL TILE PASS-THROUGH

Description: For most common concrete tile roofs—it replaces two 2-wave concrete tiles with a width of up to 330 mm and a wave height of 27-40 mm. The seal on the bottom of the pass-through guarantees a fully waterproof end result, and is attached to the bottom of the flange. Installing the VILPE XL Tile Pass-Through is simple and easy: the kit includes all installation materials and clear instructions. The pass-through enables the installation of VILPE roof fans, exhaust pipes, ventilation pipes and antenna pass-throughs onto the roof. Designed for Ø 160-250 mm pipes.
Contents: Pass-through, two-piece XL underlay ring, screws, installation instructions.

Colour	Pcs/pack	Pcs/pallet	Delivery	Product No.
Black	1	6	Stock	740102
Grey	1	6	Stock	740107
Red	1	6	Stock	740108
Brick Red	1	6	Stock	740109



CARISMA PASS-THROUGH

Description: Benders Carisma concrete tile roofs. The pass-through replaces one roof tile.

The pass-through plate is fastened to the batten using the same screws as

Benders Carisma roof tiles: countersunk stainless steel tile screw 4.5 × 40 mm.

Used with VILPE P-series ø 110–160 mm roof fans and ventilation pipes.

Colours: Black (Benders black and granite), brick red, and grey (Benders graphite and medium grey).

Package includes: Pass-through plate, XL underlay seal, installation instructions, and sealing strip.

Colour	Pcs/pack	Pcs/pallet	Delivery	Product No.
Black	12	12	Order	746062
Grey	12	12	Order	746067
Brick Red	12	12	Order	746069



XL UNIVERSAL PASS-THROUGH

Description: For all profiled steel and tile roofs. The seal on the bottom of the pass-through guarantees a fully waterproof end result, and is attached to the bottom of the flange. Installing the VILPE XL Universal Pass-Through is simple and easy: the kit includes all installation materials and clear instructions. The pass-through enables the installation of VILPE roof fans, exhaust pipes, ventilation pipes and antenna pass-throughs onto the roof. Designed for Ø 160-250 mm pipes.
Contents: Pass-through, two-piece XL underlay ring, screws, installation instructions.

Colour	Pcs/pack	Pcs/pallet	Delivery	Product No.
Black	1	4	Stock	735502
Grey	1	4	Stock	735507
Red	1	4	Order	735508
Brick Red	1	4	Order	735509



P-series pass-throughs



	Colour	Pcs/pack	Pcs/pallet	Delivery	Product No.	
CLASSIC LOIVA CLICK PASS-THROUGH Description: Thick rubber seal on the bottom of the flange. Contents: Pass-through, Click underlay seal, screws, installation instructions/templates for the underlay seal and the pass-through.	Black	6	48	Stock	360132	
	Grey	6	48	Stock	360137	
	Red	6	48	Stock	360138	
	Brick Red	6	48	Stock	360139	
	Light Grey	6	48	Stock	360131	
	Anthracite	6	48	Stock	36013D	
CLASSIC VINO CLICK PASS-THROUGH Description: Plain standing seam roofing. Thick rubber seal on the bottom of the flange. Minimum roof pitch 1:5 (11,5°). Contents: Pass-through, Click underlay seal, screws, installation instructions/templates for the underlay seal and the pass-through.	Black	12	48	Stock	360122	
	Grey	12	48	Stock	360127	
	Red	12	48	Stock	360128	
	Brick Red	12	48	Stock	360129	
	Light Grey	12	48	Stock	360121	
	Anthracite	12	48	Stock	36012D	
CARISMA CLICK PASS-THROUGH Description: Benders Carisma concrete tile roofs. The pass-through replaces one roof tile. The pass-through plate is fastened to the batten using the same screws as Benders Carisma roof tiles, countersunk stainless steel tile screw 4.5 × 40 mm. Used with VILPE P-series ø 110–160 mm roof fans and ventilation pipes. Colours: Black (Benders black and granite), brick red, and grey (Benders graphite and medium grey). Package includes: Pass-through plate, Click underlay seal, installation instructions, and gasket.	Black		12	Order	746052	
	Grey		12	Order	746057	
	Brick Red		12	Order	746059	
PROFILED STEEL CLICK PASS-THROUGH Description: All round profiled metal sheet roofing types (tilepatterned). Minimum length of tile pattern 350 mm. Mouldable and fully waterproof thanks to the rubber seal on the bottom surface. Used with VILPE P-series ø 110–160 mm roof fans and ventilation pipes. Contents: Pass-through, Click underlay seal, screws, installation instructions/template.	Black	6	48	Stock	360142	
	Grey	6	48	Stock	360147	
	Red	6	48	Stock	360148	
	Brick Red	6	48	Stock	360149	
	Anthracite	6	48	Stock	36014D	
NERA CLICK PASS-THROUGH Description: Ruukki´s Finnera or Finnera Plus or similar roofing. Formerly called VILPE® SPT 60 pass-through or Finnera Plus. Contents: Pass-through, Click underlay seal, screws, template.	Black	12	48	Stock	360052	
	Grey	12	48	Stock	360057	
	Red	12	48	Order	360058	
	Brick Red	12	48	Order	360059	
	Anthracite	12	48	Stock	36005D	
STEEL CLICK PASS-THROUGH Description: Low profiled metal sheet roofing. Waterproof thanks to the rubber cone with the mouldable aluminium flange. Used with VILPE P-series ø 110–160 mm roof fans and ventilation pipes. Contents: Pass-through, Click underlay seal, sealing ring, screws, template/installation instructions.	Black	6	24	Stock	360022	
	Grey	6	24	Stock	360027	
	Red	6	24	Stock	360028	
	Brick Red	6	24	Stock	360029	
	Light Grey	6	24	Stock	360021	
	Anthracite	6	24	Stock	36002D	
AALTO CLICK PASS-THROUGH Description: Ruukki´s Adamante or similar metal sheet roofing. Contents: Pass-through, Click underlay seal, screws, installation instructions/templates for the underlay seal and the pass-through.	Black	6	48	Stock	360062	
	Grey	6	48	Stock	360067	
	Red	6	48	Order	360068	
	Anthracite	6	48	Stock	36006D	
HYYGGE CLICK PASS-THROUGH Description: Ruukki´s Hyygge or similar metal sheet roofing. Contents: Pass-through, Click underlay seal, screws, installation instructions/templates for the underlay seal and the pass-through.	Black	6	48	Order	360082	
	Grey	6	48	Order	360087	
	Anthracite	6	48	Stock	36008D	
NOVA CLICK PASS-THROUGH Description: For Ruukki's Frigge or similar sheet metal roofs. Contents: Pass-through, Click underlay seal, screws, installation instructions.	Black	6	48	Order	360092	
	Anthracite	6	48	Stock	36009D	

P-series pass-throughs



	Colour	Pcs/pack	Pcs/pallet	Delivery	Product No.	
XL CLASSIC PASS-THROUGH						
<p>Description: For plain standing seam roofs or felt roofs (if retrofitted); minimum roof pitch 1:5 (11.5°). If the pass-through is installed on a roof pitch less than 11.5°, the joint between the pass-through and the pipe must be sealed with weatherproof adhesive. This prevents meltwater from leaking between the pipe and the joint.</p> <p>The seal on the bottom of the pass-through guarantees a fully waterproof end result, and is attached to the bottom of the flange. Installing the VILPE XL Classic Pass-Through is simple and easy: the kit includes all installation materials and clear instructions. The pass-through enables the installation of VILPE roof fans, exhaust pipes, ventilation pipes and antenna pass-throughs onto the roof. Designed for Ø 160-250 mm pipes. Sealing compound (not incl.) required for installation on felt roofs.</p> <p>Contents: Pass-through, two-piece XL underlay ring, screws, installation instructions.</p>	Black	1	12	Stock	732542	
	Grey	1	12	Stock	732547	
	Red	1	12	Stock	732548	
	Brick Red	1	12	Stock	732549	
	Light Grey	1	12	Stock	732541	
	Anthracite	1	12	Stock	73254D	

XL UNIVERSAL MK1 PASS-THROUGH

Description: For profiled steel roofs (with tiles which have a wave distance of 183.3 mm, wave length of 350 mm and wave height of 39 mm--e.g. Ruukki Monterrey). The seal on the bottom of the pass-through guarantees a fully waterproof end result, and is attached to the bottom of the flange. Installing the VILPE XL Universal MK1 Pass-Through is simple and easy: the kit includes all installation materials and clear instructions. The pass-through enables the installation of VILPE roof fans, exhaust pipes, ventilation pipes and antenna pass-throughs onto the roof. Designed for Ø 160-250 mm pipes.

Contents: Pass-through, two-piece XL underlay ring, screws, installation instructions.

Black	1	4	Stock	735512
Black	1	8	Order	750052
Grey	1	4	Stock	735517
Red	1	4	Order	735518
Brick Red	1	4	Order	735519



XL UNIVERSAL PASS-THROUGH

Description: For all profiled steel and tile roofs. The seal on the bottom of the pass-through guarantees a fully waterproof end result, and is attached to the bottom of the flange. Installing the VILPE XL Universal Pass-Through is simple and easy: the kit includes all installation materials and clear instructions. The pass-through enables the installation of VILPE roof fans, exhaust pipes, ventilation pipes and antenna pass-throughs onto the roof. Designed for Ø 160-250 mm pipes.

Contents: Pass-through, two-piece XL underlay ring, screws, installation instructions.

Black	1	4	Stock	735502
Grey	1	4	Stock	735507
Red	1	4	Order	735508
Brick Red	1	4	Order	735509



P-series pass-throughs



HS PASS-THROUGH

Description: For all slate, shingle and felt roofs. Installing the VILPE HS Slate Pass-Through is simple and easy: the kit includes all installation materials and clear instructions. The pass-through enables the installation of VILPE roof fans, exhaust pipes, ventilation pipes and antenna pass-throughs onto the roof. Designed for Ø 75, 110, 125 or 160 mm pipes.

Contents: Pass-through, underlay ring, screws, installation instructions.

Black	1	20	Stock	741062
Black	1	20	Order	762002
Grey	1	20	Stock	741067
Red	1	20	Closing	741068



XL FELT TALL PASS-THROUGH

Description: For felt roofs with a pitch of less than 1:5 (11.5°). The seal on the bottom of the pass-through guarantees a fully waterproof end result, and is attached to the bottom of the flange. Installing the VILPE XL Tall Felt Pass-Through is simple and easy: the kit includes all installation materials and clear instructions. The pass-through enables the installation of VILPE roof fans, exhaust pipes, ventilation pipes and antenna pass-throughs onto the roof. Designed for Ø 160-250 mm pipes.

Dimensions: Height 300 mm, flange width 152-154 mm.

Contents: Pass-through, two-piece XL underlay ring, screws, installation instructions.

Black		50*	Stock	740052
Black		50	Order	750042
Grey		50*	Stock	740057



FELT TALL PASS-THROUGH

Description: For felt roofs. Installing the VILPE Tall Felt Pass-Through is simple and easy: the kit includes all installation materials and clear instructions. The pass-through enables the installation of VILPE roof fans, exhaust pipes, ventilation pipes and antenna pass-throughs onto the roof. Designed for Ø 75, 110, 125 or 160 mm pipes.

Contents: Pass-through, underlay ring, screws, installation instructions.

Black	14	56	Stock	740752
Black		54	Order	757122
Black	14	112	Order	750072
Grey	14	56	Stock	740757



XL FELT PASS-THROUGH

Description: For felt roofs. Should be installed between two felt layers. Installing the VILPE XL Felt Pass-Through is simple and easy: the kit includes all installation materials and clear instructions. The pass-through enables the installation of VILPE roof fans, exhaust pipes, ventilation pipes and antenna pass-throughs onto the roof. Designed for Ø 160-250 mm pipes.

Dimensions: Flange width 150 mm.




Contents: Pass-through, two-piece XL underlay ring, screws, installation instructions.

Black	5	20	Stock	740042
Grey	5	20	Stock	740047








P-series pass-throughs



	Colour	Pcs/pack	Pcs/pallet	Delivery	Product No.	
FELT PASS-THROUGH						
Description: For felt roofs. Should be installed between two felt layers. Installing the VILPE Felt Pass-Through is simple and easy: the kit includes all installation materials and clear instructions. The pass-through enables the installation of VILPE roof fans, exhaust pipes, ventilation pipes and antenna pass-throughs onto the roof. Designed for Ø 75, 110, 125 or 160 mm pipes. Contents: Pass-through, underlay ring, screws, installation instructions.	Black	15	60	Stock	74002	
	Grey	15	60	Stock	740037	
COLLAR EPDM						
Description: Used to facilitate easy installation of the Tall Felt Pass-Through onto an EPDM roof. Cone-shaped collar ensures a waterproof finish. Contents: EPDM Collar.	Collar	5	120*	Stock	75700	
PVC COLLAR						
Description: Used to facilitate easy installation of the Tall Felt Pass-Through onto a PVC roof. Cone-shaped collar ensures a waterproof finish. Contents: PVC Collar.	Grey	10	400*	Stock	75703	
	Light Grey	10	400*	Stock	75702	


P-series pass-throughs



	Colour	Pcs/pack	Pcs/pallet	Delivery	Product No.	
DECRA CLICK PASS-THROUGH						
Description: Decra roof. Used with VILPE P-series ventilation and exhaust pipes as well as roof fans. Contents: Pass-through, Click underlay seal, screws, template/installation instructions.	Black	6	48	Stock	360002	
ETERNIT B9 PASS-THROUGH						
Description: For fibre-cement roofs (with a tile width of 177 mm and a wave height of 57 mm). The seal on the bottom of the pass-through guarantees a fully waterproof end result, and is attached to the bottom of the flange. Installing the VILPE Eternit B9 Pass-Through is simple and easy: the kit includes all installation materials and clear instructions. The pass-through enables the installation of VILPE roof fans, exhaust pipes, ventilation pipes and antenna pass-throughs onto the roof. Designed for Ø 110, 125 or 160 mm pipes. Contents: Pass-through, underlay ring, screws, installation instructions.	Black		50	Stock	74007	
CLICK UNDERLAY SEAL						
Description: Used with VILPE® pass-throughs for attaching the underlay to battens. Prevents water from seeping into the insulation. The new Click underlay seal is two-part. The parts connect by pressing together, so no adhesive is needed. Contents: Click underlay seal.	Click	20	160	Stock	73252	
UNDERLAY 2K SEAL						
Description: For fastening underlay material to roof battens, extending to the upper edge of the pass-through and ensuring a watertight seal between the underlay and the roofing material. Patented two-component (2K) underlay seal which is just as easy to install as the older VILPE Underlay Ring. Also included in all VILPE 2K pass-through sets. Contents: Underlay 2K seal, screws, installation instructions/templates for underlay seal.	Underlay 2K seal	1	24	Stock	73212	
XL UNDERLAY RING						
Description: For fastening underlay material to roof battens, raising the underlay and ensuring that water is kept out of roof structures and insulation material. Also included in all VILPE XL pass-through sets. Contents: Two-piece XL underlay ring.	XL-Sealing for underlay		100	Stock	73204	

Aerial sleeves and pipe pass-throughs




	Colour	Pcs/pack	Pcs/pallet	Delivery	Product No.	
AERIAL SLEEVE 12-100 MM						
Description: Pass-through seal for a Ø 12/19/25/38/50/60/75/90/100 mm aerial pipe, mast, cable or roof bollard installed on a roof. In addition to the stepped EPDM rubber seal, the set contains a plastic collar and a clamp. The plastic collar should be installed onto a VILPE pass-through set which has been selected according to the roofing material. The flexible rubber cone permits some movement of the aerial pipe, and ensures a watertight seal between the pass-through and the roof. The weather- and ozone-resistant properties of EPDM rubber are the best possible, and it can endure continuous heat stress of +90°C (and intermittently up to +150°C). EPDM rubber also tolerates the acids and alkalis often found in the air in industrial areas.						
Dimensions: For duct sizes Ø 12/19/25/38/50/60/75/90/100 mm.						
Contents: Aerial sleeve, plastic collar, clamp.						
	Black	20	80	Stock	74092	

PIPE SEALING 110-155

Description: Pass-through seal for a Ø 110-155 mm pipe, mast, cable or roof bollard installed on a roof. In addition to the stepped EPDM rubber sealing, the set contains a plastic collar and a clamp. The plastic collar should be installed onto a VILPE pass-through set which has been selected according to the roofing material. The flexible rubber cone permits some movement of the pipe, and ensures a watertight seal between the pass-through and the roof. The weather- and ozone-resistant properties of EPDM rubber are the best possible, and it can endure continuous heat stress of +90°C (and intermittently up to +150°C). EPDM rubber also tolerates the acids and alkalis often found in the air in industrial areas.

Dimensions: For duct sizes Ø 110/125/140/155 mm.

Contents: Pipe sealing, plastic collar, clamp.


	Black	1	84	Stock	741002	
--	-------	---	----	-------	--------	---

XL PIPE SEALING 175-250

Description: For leading antennas, flagpoles and other pipes and bollards through the roof. Stepped EPDM rubber, installed on a separately available VILPE XL pass-through. The pass-through is chosen according to the roofing material.

Dimensions: For duct sizes Ø 175/200/225/250 mm.

Contents: Pipe sealing, clamp.

	Pipe sealing	1	24	Stock	740896	
--	--------------	---	----	-------	--------	---

Roof hatches



MULTIROOF 200 STANDING SEAM

Description: For mechanically seamed metal or other metal roofing where the installer manages the flashing. Used as a fire and maintenance hatch and as a passage between the roof and attic space. Maximum and minimum slope according to the roofing material.

Dimensions: Opening size 610 x 610 mm. Frame height 200 mm.

Contents: Pre-assembled roof hatch with insulated lid made of polyethylene and a frame made of glued laminated timber. Screws for the hold-open latch and installation instructions included. Flashing set ordered separately.


	Black	1	5*	Order	739002	
	Grey	1	5*	Order	739007	

MULTIROOF 200 FELT/INCLINED

Description: For bituminous roofs with a roof pitch of 11.5° or steeper. Used as a fire and maintenance hatch and as a passage between the roof and attic space.

Dimensions: Opening size 610 x 610 mm. Frame height 200 mm.

Contents: Pre-assembled roof hatch with insulated lid made of polyethylene and a frame made of glued laminated timber with a triangular strip. Screws for the hold-open latch and installation instructions included. Flashing set sold separately.

	Black	1	5*	Order	739012	
	Grey	1	5*	Order	739017	

MULTIROOF 200 FLASHING SET

Description: Flashing set for bituminous roofing for the Multiroof 200 roof hatch.

	Black		5*	Order	739042	
	Grey		5*	Order	739047	

MULTIROOF 300 FELT/LOW-PITCHED

Description: For low-slope roofs with bituminous membrane or other sealed roofing material. Used as a fire and maintenance hatch and as a passage between the roof and attic space. Maximum and minimum slope according to the roofing material.

Dimensions: Opening size 610 x 610 mm. Frame height 300 mm.

Contents: Pre-assembled roof hatch with insulated lid made of polyethylene and a frame made of glued laminated timber with a triangular strip. Screws for the hold-open latch and installation instructions included. Flashing set sold separately.

	Black	1	5*	Order	739022	
	Grey	1	5*	Order	739027	

MULTIROOF 300 FLASHING SET

Description: Flashing set for bituminous roofing for the Multiroof 300 roof hatch.

	Black		5*	Order	739030	
	Grey		5*	Order	739037	

Roof hatches



UNIROOF ROOF HATCH

Description: Suitable for both tile and sheet metal roofs. A flexible fold facilitates installation under the ridge element. Intended for use as a service hatch as well as for access between the roof and attic space.

Dimensions: Opening 600 x 600 mm.

Contents: Roof hatch, seal, Uniroof underlay sealing, screws, installation instructions.

Colour	Pcs/pack	Pcs/pallet	Delivery	Product No.
Black	1	6*	Stock	738852
Black	1	5	Stock	738892
Black		5	Stock	738894
Black		5	Stock	738897
Black	1	6	Stock	738898
Black	1	6	Stock	738899
Grey	1	6*	Stock	738857
Red	1	6*	Stock	738858
Brick Red	1	6*	Stock	738859
Light Grey	1	6*	Stock	738851
Anthracite	1	6*	Stock	73885D



Solar pass-throughs



SOLAR TILE CLICK PASS-THROUGH

Description: The most common concrete tile roofings with tile width of 330 mm. Replaces one 2-wave concrete tile. Used for passing pipes and cables from solar panels and solar collectors through the roof covering. Rubber sealing for VILPE Solar pass-throughs, made of tough and flexible technical rubber material. Fully waterproof, and used to lead Ø 4–50 mm wires and cables through a roof. Attaches to a Solar pass-through with a weatherproof fastener.

Contents: Pass-through, Click underlay seal, flange, cover, cable sealing, screws, installation instructions/templates for the underlay seal and the pass-through.

Colour	Pcs/pack	Pcs/pallet	Delivery	Product No.
Black	1	24	Stock	360202
Brick Red	1	24	Stock	360209



SOLAR UNITILE CLICK PASS-THROUGH

Description: All tile roofings (ceramic, clay, concrete and special tiles, 1- and 2-wave tiles as well as plain tiles). Used for passing pipes and cables from solar panels and solar collectors through the roof covering. Rubber sealing for VILPE Solar pass-throughs, made of tough and flexible technical rubber material. Fully waterproof, and used to lead Ø 4–50 mm wires and cables through a roof. Attaches to a Solar pass-through with a weatherproof fastener.

Contents: Pass-through, seal for the upper side, bracket to the bottom, Click underlay seal, flange, cover, cable sealing, screws, installation instructions/templates for the underlay seal and the pass-through.

Colour	Pcs/pack	Pcs/pallet	Delivery	Product No.
Black	1	12	Stock	360232
Brick Red	1	12	Order	360239



SOLAR VITTINGE CLICK PASS-THROUGH 2-WAVED T11

Description: Vittinge clay tile roofings. Used for passing pipes and cables from solar panels and solar collectors through the roof covering. Rubber sealing for VILPE Solar pass-throughs, made of tough and flexible technical rubber material. Fully waterproof, and used to lead Ø 4–50 mm wires and cables through a roof. Attaches to a Solar pass-through with a weatherproof fastener.

Contents: Solar pass-through, Click underlay seal, screws, installation instructions/templates.

Colour	Pcs/pack	Pcs/pallet	Delivery	Product No.
Brick Red	1	24	Order	360249



SOLAR PROFILED STEEL CLICK PASS-THROUGH

Description: For all round profiled metal sheet roofings (with roof tile pattern). Minimum length of tile pattern is 350 mm. Moldable and fully waterproof due to the rubber seal mounted on the lower surface. Used for passing pipes and cables from solar panels and solar collectors through the roof covering. Rubber sealing for VILPE Solar pass-throughs, made of tough and flexible technical rubber material. Fully waterproof, and used to lead Ø 4–50 mm wires and cables through a roof. Attaches to a Solar pass-through with a weatherproof fastener.

Contents: Pass-through, Click underlay seal, flange, cover, cable sealing, screws, templates/installation instructions.

Colour	Pcs/pack	Pcs/pallet	Delivery	Product No.
Black	1	36	Stock	360222



SOLAR STEEL CLICK PASS-THROUGH

Description: Low profiled metal sheet roofing. Waterproof thanks to the rubber cone with the mouldable aluminium flange. Used for passing pipes and cables from solar panels and solar collectors through the roof covering. Rubber sealing for VILPE Solar pass-throughs, made of tough and flexible technical rubber material. Fully waterproof, and used to lead Ø 4–50 mm wires and cables through a roof. Attaches to a Solar pass-through with a weatherproof fastener.

Contents: Pass-through, Click underlay seal, flange, cover, cable sealing, screws, installation instructions/templates for the underlay seal and the pass-through.

Colour	Pcs/pack	Pcs/pallet	Delivery	Product No.
Black	1	18	Stock	360252



Solar pass-throughs



	Colour	Pcs/pack	Pcs/pallet	Delivery	Product No.	
SOLAR CLASSIC CLICK PASS-THROUGH						
Description: For plain standing seam roofings. Retrofittable. Thick rubber seal under the flange. Used for passing pipes and cables from solar panels and solar collectors through the roof covering. Rubber sealing for VILPE Solar pass-throughs, made of tough and flexible technical rubber material. Fully waterproof, and used to lead Ø 4–50 mm wires and cables through a roof. Attaches to a Solar pass-through with a weatherproof fastener. Contents: Pass-through, Click underlay seal, flange, cover, cable sealing, screws, templates/installation instructions.	Black	1	36	Stock	360212	
	Grey	1	36	Stock	360217	
	Anthracite	1	36	Order	36021D	

SOLAR FELT TALL PASS-THROUGH SET

Description: Used for passing pipes and cables from solar panels and solar collectors through the roof covering. Suitable for bitumen membrane roofs when the roof pitch is less than 1:5 (11.5 degrees). Installation between two membrane layers. Rubber sealing for VILPE Solar pass-throughs, made of tough and flexible technical rubber material. Fully waterproof, and used to lead Ø 4–50 mm wires and cables through a roof. Attaches to a Solar pass-through with a weatherproof fastener.
Dimensions: Stem height 200 mm
Contents: Pass-through, flange, cover, cable sealing, screws, installation instructions.

Black	1	8	Stock	75682	
-------	---	---	-------	-------	--

GRIP SUPPORT ANCHOR

Description: The VILPE Grip support anchor elevates solar panels and other roof-top systems above the roof surface and transfers the weight directly to the load-bearing structures. This prevents roof indentations and water pooling, which can cause long-term damage. The elevated structure allows easier inspection of the roof beneath the panels and mounting rails. Wide adjustment options make installation easier and faster. VILPE Grip withstands strong winds and heavy snow loads. The threaded rods are cut to the required length according to the order. The length of the threaded rods is selected according to the insulation thickness (insulation thickness + 200 mm).
Contents: base plate, 2 threaded rods, and nuts, washers & sealing washers.

Black	12	48	Order	756542	
-------	----	----	-------	--------	--

Ventilation of structures



RIDGE TILE AIR VENT FLOW

Description: Negative pressure air vent for the ventilation of roof structures and attic spaces. Designed for most common concrete tile roofing types. Replaces one ridge tile. Contains a 100 mm pipe, cowl, ridge pass-through adaptor and fixing screws. The cowl prevents rainwater from entering the structures or attic space.
Dimensions: Height 300 mm.
Contents: Negative pressure air vent, cowl, ridge pass-through adaptor, screws.

Black	1	18	Stock	733932	
Grey	1	18	Order	733937	
Red	1	18	Order	733938	
Brick Red	1	18	Stock	733939	

RIDGE CAPPING VENT

Description: Negative pressure air vent for the ventilation of sheet metal roof structures. Installed in round, angular or V-shaped ridge capping--the fixing frame makes the product compatible with most common ridge cappings. Also incorporates a flexible fastening part to adapt to various ridge angles. Retrofittable. The filter material in the vent prevents water and snow from entering the building structures.
Dimensions: Ø 160 mm.
Contents: Frame, seals, cover piece with a filter, screws, installation instructions.

Black	10	120	Stock	733912	
Grey	10	120	Stock	733917	
Red	10	120	Stock	733918	
Brick Red	10	120	Stock	733919	

KTV HS/RIDGE

Description: Can be used for the ventilation of roof structures and attic spaces. Designed for felt roofing. Contains a valve, pass-through, an underlay ring and fixing screws. Should be installed on the ridge, on the pane or next to the wall.
Contents: KTV Ventilator.

Black	24	96	Stock	753122	
Grey	24	96	Closing	753127	




AIRIDGE FELT RIDGE VENT

Description: Negative pressure air vent for the ventilation of rolled or shingled felt roof structures. Installed in a chain on the ridge of a roof using SNAP couplings. The design of the product prevents water and snow from entering the building structures. If the product is to be installed in an area where hard winds and snow storms are common, we recommended the Alipai Ridge instead of this product.
Dimensions: 583 x 325 x 35 mm, max. angle 45°. **Contents:** Ventilator.

new	12	288*	Stock	717832	
-----	----	------	-------	--------	--






Ventilation of structures



	Colour	Pcs/pack	Pcs/pallet	Delivery	Product No.	
KTV CLASSIC VENTILATION SET						
Description: Can be used for the ventilation of roof structures and attic spaces, as well as sewer pipes. Designed for plain standing seam or, if retrofitted, felt roofing. Contains a valve, pass-through, underlay ring and fixing screws, as well as a thick rubber seal on the bottom of the flange. Sealing compound (not incl.) required when the pass-through set is installed on a felt roof. Contents: KTV ventilator, underlay ring, screws.	Black	1	84*	Order	732532	
	Grey	1	36	Stock	732537	
KTV PROFILED STEEL VENT. SET						
Description: Can be used for the ventilation of roof structures and attic spaces, as well as sewer pipes. Designed for all round-profiled metal sheet roofing types (tile-patterned). Contains a valve, pass-through, underlay ring and fixing screws. Minimum length of tile pattern 350 mm. Contents: KTV ventilation set, underlay ring, sealing compound, screws, installation instructions/template.	Black	1	36	Closing	75272	
	Grey	1	36	Stock	75277	
	Red	1	84	Stock	75278	
	Brick Red	1	36	Stock	75279	
KTV STEEL VENTILATION SET						
Description: Can be used for the ventilation of roof structures and attic spaces, as well as sewer pipes. Designed for low-profiled metal sheet roofing. Contains a valve, pass-through, underlay ring and fixing screws, and is fully waterproof thanks to the rubber cone with mouldable aluminium flange. Contents: KTV ventilator, underlay ring, sealing ring, sealing compound, screws.	Black	1	18	Order	73332	
	Grey	1	18	Stock	73337	
	Brick Red	1	18	Order	73339	
KTV ADAPTER						
Description: For connecting the VILPE KTV Ventilation Set to a Ø 110/125 mm pipe. Dimensions: Ø 110/125 mm. Contents: Adaptor.	Black	50	200	Order	731982	







Alipai underpressure vents



	Colour	Pcs/pack	Pcs/pallet	Delivery	Product No.	
ALIPAI FLOW 110						
Description: Negative pressure ventilation pipe for the ventilation of low-pitched felt roof structures. Should be installed with hot bitumen between two felt layers. Dimensions: Ø 110 mm, height 476 mm; width of the flange 150 mm. Contents: Negative pressure ventilation pipe, VILPE FLOW cowl.	Black	11	88*	Stock	732102	
	Grey	11	88*	Stock	732107	
	Light Grey	11	88*	Stock	732101	
ALIPAI 110 FLOW ASSEMBLED						
Description: Negative pressure ventilation pipe for the ventilation of low-pitched felt roof structures. Should be installed with hot bitumen between two felt layers. Dimensions: Ø 110 mm, height 476 mm; width of the flange 150 mm. Contents: Negative pressure ventilation pipe, VILPE FLOW cowl.	Black	5	20	Stock	732112	
ALIPAI FLOW 160						
Description: Negative pressure ventilation pipe for the ventilation of low-pitched felt roof structures. Should be installed with hot bitumen between two felt layers. Dimensions: Ø 160 mm, height 509 mm; width of the flange 150 mm. Contents: Negative pressure ventilation pipe, VILPE FLOW cowl.	Alipai FLOW	6	48*	Stock	730162	
ALIPAI RIDGE FLOW 27						
Description: Negative pressure air ridge vent for the ventilation of felt roof structures with a pitch of 27 degrees. Dimensions: Height 477/396 mm. Contents: Negative pressure air vent, VILPE FLOW cowl.	Ø160 FLOW	4	32*	Stock	730182	
	Ø 110 5pcs	5	20	Stock	732152	
	Ø 110 8pcs	8	64*	Stock	732142	
ALIPAI 110 RIDGE FLOW 14						
Description: Negative pressure air ridge vent for the ventilation of felt roof structures with a pitch of 11-17 degrees. Dimensions: Height 477 mm. Contents: Negative pressure air vent, VILPE FLOW cowl.	8 pcs	8	64*	Stock	732122	
	Alipai FLOW	5	20	Stock	732132	


Alipai underpressure vents



	Colour	Pcs/pack	Pcs/pallet	Delivery	Product No.	
ALIPAI FLOW LOW-PITCHED/INCLINED						
Description: Negative pressure air vent for the ventilation of gently sloping felt roof structures (with a pitch of 0–20 degrees). Dimensions: Height 665/668/1022 mm, stem height 200 mm. Contents: Tall felt pass-through, negative pressure air vent pipe, VILPE FLOW cowl, screws.	Ø 110/640 mm	7	28	Stock	732172	
	Ø 160/620 mm	6	48*	Stock	730172	
	Ø 160/1000 mm	3	24*	Stock	730202	
ALIPAI FLOW INCLINED						
Description: Negative pressure air vent for the ventilation of inclined felt roof structures (with a pitch of over 11.5 degrees). Dimensions: Height 699 mm. Contents: Felt pass-through, negative pressure air vent pipe, VILPE FLOW cowl.	Ø110 FLOW	7	56*	Stock	732162	
ALIPAI EXTENSION						
Description: Extension pipe for all uninsulated Ø 110 Alipai ventilation pipes. Dimensions: Ø110: length 185, usable length 134 mm. Ø160: length 400, usable length 328 mm. Contents: Extension pipe.	Ø 110 mm	19	360	Stock	73111	
	Ø 160 mm		152*	Stock	73113	
PVC COLLAR FOR ALIPAI 110						
Description: Used to facilitate the installation of an Alipai negative pressure ventilation pipe onto PVC roofing. Should be fastened to the roofing material with a hot air welder, and to the Alipai vent with the included clamp. Dimensions: Ø 110 mm. Contents: PVC collar, clamp.	Light Grey	10	200*	Stock	730103	
ALIPAI 160 INSULATION SET						
Description: Insulation layer for Alipai 160 negative pressure ventilation pipes, intended for use in condensation-prone buildings. Made of EPS. The insulation layer consists of two parts, which are installed inside the product on the construction site. Dimensions: Inner size Ø 130 mm. Content: Insulation for 6x Alipai negative pressure ventilation pipes (2 x 6 pc.).	-	6	216*	Closing	730192	
ALIPAI 75 UNDERPRESSURE AIR VENT						
Description: Negative pressure ventilation pipe for the ventilation of low-pitched felt roof structures. Should be installed with hot bitumen between two felt layers. Dimensions: Ø 75 mm, height 395 mm; width of the flange 150 mm. Contents: Negative pressure ventilation pipe, cowl.	Black	18	144*	Stock	73002	
AP COWL 110						
Description: Rain cowl for VILPE 160P/500 Ventilation pipe with external dimensions Ø 160 mm. Contents: Cowl	Black		312*	Stock	73112	






Ross ventilation poles



	Colour	Pcs/pack	Pcs/pallet	Delivery	Product No.	
ROSS VENTILATION POLE 125/135						
Description: For ventilating the crawl space of a house, thus preventing moisture damage and radon problems in ground floors. Can also be used as an inlet air pipe. The pole is designed to let air flow through it with practically no obstruction, preventing the creation of an air lock. The structure also prevents snow, trash and small animals from entering the space in the base floor. The Ross-125 can be connected to a 125 mm ventilation duct, and requires an approx. 170 mm opening for installation. Dimensions: Inner Ø of angle pipe 125 mm, outer Ø 132 mm. Contents: Cowl, vertical pipe, wall fasteners with screws, angle pipe, installation instructions.	Black	1	24	Stock	790312	
	Grey	1	24	Stock	790317	
	Red	1	24	Stock	790318	
	Light Grey	1	24	Stock	790311	


Ross ventilation poles



	Colour	Pcs/pack	Pcs/pallet	Delivery	Product No.	
ROSS VENTILATION POLE 160/170						
Description: For ventilating the crawl space of a house, thus preventing moisture damage and radon problems in ground floors. Can also be used as an inlet air pipe. The pole is designed to let air flow through it with practically no obstruction, preventing the creation of an air lock. The structure also prevents snow, trash and small animals from entering the space in the base floor. The Ross-160 can be connected to a 160 mm ventilation duct, and requires an approx. 208 mm opening for installation.						
	Black	1	16	Stock	790362	
	Grey	1	16	Stock	790367	
	Red	1	16	Stock	790368	
	Light Grey	1	16	Stock	790361	
Dimensions: Inner Ø of angle pipe 160 mm, outer Ø 168 mm.						
Contents: Cowl, vertical pipe, wall fasteners with screws, angle pipe, installation instructions.						
ROSS VENTILATION POLE 200/210						
Description: For ventilating the crawl space of a house, thus preventing moisture damage and radon problems in ground floors. Can also be used as an inlet air pipe. The pole is designed to let air flow through it with practically no obstruction, preventing the creation of an air lock. The structure also prevents snow, trash and small animals from entering the space in the base floor. The Ross--200 can be connected to a 200 mm ventilation duct, and requires an approx. 248 mm opening for installation.						
	Black	1	6	Stock	790382	
	Grey	1	6	Stock	790387	
	Light Grey	1	6	Stock	790381	
Dimensions: Inner Ø of angle pipe 200 mm, outer Ø 208 mm.						
Contents: Cowl, vertical pipe, wall fasteners with screws, angle pipe, installation instructions.						
ROSS RENOVATION SET 125/110						
Description: With the Ross renovation set, an old vertical pipe in an underfloor space can be easily renovated and the ventilation improved. Thanks to the cowl of the Ross ventilation pole, no harmful airlock can be created. The adapter is used to connect the Ross ventilation pole to the vertical part of the old ventilation pipe in the underfloor space either above or below the ground. For a better appearance, the adapter should be installed below the ground. The Ross adaptor 125/110 should be installed between a Ross-125 and a 110 mm pipe.						
	Black	1	20	Stock	790632	
	Grey	1	20	Stock	790637	
	Red	1	20	Order	790638	
	Light Grey	1	20	Stock	790631	
Dimensions: Ø 125/110 mm.						
Contents: Cowl, vertical pipe, wall fastenings with screws, adaptor.						
ROSS RENOVATION SET 160/160						
Description: With the Ross renovation set, an old vertical pipe in an underfloor space can be easily renovated and the ventilation improved. Thanks to the cowl of the Ross ventilation pole, no harmful airlock can be created. The adapter is used to connect the Ross ventilation pole to the vertical part of the old ventilation pipe in the underfloor space either above or below the ground. For a better appearance, the adapter should be installed below the ground. The Ross adaptor 160/160 should be installed between a Ross-160 and a 160 mm pipe.						
	Black	1	20	Stock	790682	
	Grey	1	20	Stock	790687	
	Red	1	20	Order	790688	
	Light Grey	1	20	Stock	790681	
Dimensions: Ø 160 mm.						
Contents: Cowl, vertical pipe, wall fastenings with screws, adaptor.						
ROSS -VERTICAL PIPE Ø200						
Description: Used to extend the Ross Ventilation Pole Ø 200; multiple vertical pipes can be installed if necessary.						
Dimensions: Diameter 200 mm, height 400 mm.						
Contents: Vertical pipe, fastening screws.						
	Black		28	Stock	790402	
	Grey		28	Stock	790407	
	Light Grey		28	Stock	790401	

Chimney pass-throughs



	Colour	Pcs/pack	Pcs/pallet	Delivery	Product No.	
CHIMNEY PASS-THROUGH SET NO. 1 ROUND						
Description: Designed for passing prefabricated round, metal, insulated chimneys with an outer diameter of 200-265 mm through a roof. Installed on roofs with pitches Ø 200 8-50°, Ø 265 8-40°. A rubber gasket and a fastener are provided for attachment to the plastic Chimney Pass-Through plate. VILPE Chimney Pass-Throughs have been tested for fire safety and certified by the Eurofins Expert Services.						
Chimney pass-throughs must be installed on roofing according to VILPE's installation instructions. Other technical details, such as safety distance to burning material, are provided by the chimney seller.						
Contents: Pass-through, rubber seal & clamp, flashing set, fixing screws, design & installation manual.						
	Black	1	12*	Stock	742422	
	Grey	1	12*	Stock	742427	



	Colour	Pcs/pack	Pcs/pallet	Delivery	Product No.	
CHIMNEY PASS-THROUGH SET NO. 2 ROUND						
Description: Designed for passing prefabricated round, metal, insulated chimneys with an outer diameter of 270-380 mm through a roof. Installed on roofs with pitches \varnothing 270 8-60°, \varnothing 380 8-50°. A rubber gasket and a fastener are provided for attachment to the plastic Chimney Pass-Through plate. If the product is being installed on a tile or sheet metal roof, the three-part VILPE Flashing Set and Chimney Underlay Seal 200-380 (both not incl.) should also be used; this is not required for installation on felt roofs. VILPE Chimney Pass-Throughs have been tested for fire safety and certified by the Eurofins Expert Services. Chimney pass-throughs must be installed on roofing according to VILPE's installation instructions. Other technical details, such as safety distance to burning material, are provided by the chimney seller.						
	Black	1	6*	Stock	742432	
	Grey	1	6*	Stock	742437	
Contents: Pass-through, rubber seal & clamp, flashing set, fixing screws, design & installation manual.						
ROUND CHIMNEY PASS-THROUGH NO.1						
Description: Designed for passing prefabricated round, metal, insulated chimneys with an outer diameter of 200-265 mm through a roof. Installed on roofs with pitches \varnothing 200 8-50°, \varnothing 265 8-40°. A rubber gasket and a fastener are provided for attachment to the plastic Chimney Pass-Through plate. If the product is being installed on a tile or sheet metal roof, VILPE pass-through set containing flashing set is required. VILPE Chimney Pass-Throughs have been tested for fire safety and certified by the Eurofins Expert Services.						
	Black	1	12*	Stock	741022	
	Grey	1	12*	Stock	741027	
Contents: Pass-through, rubber seal & clamp, design & installation manual.						
ROUND CHIMNEY PASS-THROUGH NO.2						
Description: Designed for passing prefabricated round, metal, insulated chimneys with an outer diameter of 270-380 mm through a roof. Installed on roofs with pitches \varnothing 270 8-60°, \varnothing 380 8-50°. A rubber gasket and a fastener are provided for attachment to the plastic Chimney Pass-Through plate. VILPE Chimney Pass-Throughs have been tested for fire safety and certified by the Eurofins Expert Services.						
	Black	1	6*	Stock	741032	
	Grey	1	6*	Closing	741037	
Contents: Pass-through, rubber seal & clamp, design & installation manual.						
ROOF PASS-THROUGH SET MODULAR CHIMNEY						
Description: Designed for passing modular chimneys with a width of 320-370 mm and a height (from the roof) of 1106-1721 mm through a roof. Suitable for all roofing materials (standing seam metal, profiled steel, 1- and 2-wave tiles, or felt (roll/pieces)), and compatible with most common roof pitches. Also requires Modular Chimney Casing. VILPE Chimney Pass-Throughs have been tested for fire safety and certified by the Eurofins Expert Services.						
	Black	1	4*	Stock	742502	
	Grey	1	4*	Closing	742507	
Contents: Pass-through, flashing set, fixing screws, installation manual.						
ROOF PASS-THROUGH MODULAR CHIMNEY FELT						
Description: Designed for passing modular chimneys with a width of 320-370 mm and a height (from the roof) of 1106-1721 mm through a roof. Suitable for felt roofs only; compatible with most common roof pitches. Suitable for roof pitches 8-45°. VILPE Chimney Pass-Throughs have been tested for fire safety and certified by the Eurofins Expert Services.						
	Black	1	4*	Stock	742532	
	Grey	1	4*	Closing	742537	
Contents: Pass-through, fixing screws, installation manual.						
MODULAR CHIMNEY CASING						
Description: Chimney casing for modular chimneys with a width of 320-370 mm and a height (from the roof) of 1106-1721 mm.						
	Black	1	18*	Stock	742512	
	Grey	1	18*	Closing	742517	
	Brick Red	1			742519	
Contents: Casing, screws.						
CHIMNEY UNDERLAY SEAL 200-380						
Description: Designed for use with a VILPE Chimney Pass-Through and three-part Flashing Set. Prevents water from entering a roof's insulation material. Made of EPDM rubber. Assembly requires tape (not included) which can be used with both the chimney pass-through and EPDM rubber. For installation on tile or sheet metal roofs.						
	Sealing for underlay	25	400*	Stock	73218	
Contents: Underlay seal.						
FLASHING EXTENSION CHIMNEY NO. 1 ROUND						
Description: Designed to extend the flashing of a VILPE Round Chimney Pass-Through No.1 to facilitate installation of a chimney further from the ridge of a roof. Overlap 10 cm, length 700 mm.						
	Black	1	20	Stock	742402	
	Grey	1	20	Stock	742407	
	Brick Red	1	20	Closing	742409	
Dimensions: 650 x 700 mm.						
Contents: Sheet x1, seals.						

Chimney pass-throughs



	Colour	Pcs/pack	Pcs/pallet	Delivery	Product No.	
FLASHING EXTENSION CHIMNEY NO. 2 ROUND						
Description: Designed to extend the flashing of a VILPE Round Chimney Pass-Through No.2 to facilitate installation of a chimney further from the ridge of a roof. Overlap 10 cm, length 1,100 mm.						
Dimensions: 785 x 1,100 mm.						
Contents: Sheet x1, seals.						
	Black	1	20	Stock	742412	
	Grey	1	20	Stock	742417	
CHIMNEY FIXING BATTENS FOR FLASHING SET						
Description: Facilitates installation of the three-part VILPE Flashing Set onto plain steel roofs.						
Dimensions: 1180 x 28 x 100 mm.						
Contents: Galvanized sheet metal battens (4 pc.), fixing screws.						
	Fixing battens for flashing set	1	125	Stock	741020	
VAPOUR BARRIER SEAL Ø100-380						
Description: Vapour barrier seal for chimney pass-throughs. Suitable for round chimneys (outer diameter 100–380 mm) or modular chimneys (maximum outer dimensions 370 x 370 mm). The seal is marked with diameter measurements, making it easy to cut to fit each chimney. The product is attached with tape suitable for silicone and plastic. Withstands short-term temperatures up to 180 °C. Made of silicone rubber.						
Contents: Vapour barrier seal.						
	500x500mm 1/30 pcs		204	Stock	870310	
	600x700mm 1/10pcs	10	10	Stock	73223	
EPDM TILE ADAPTOR						
Description: Flexible flue joint for tile roofs. Available for the VILPE Round Chimney Pass-Through No.1 and No.2. The VILPE Round Chimney Pass-Through No.2 model is also suitable for the VILPE Modular Chimney Pass-Through.						
Contents: Adaptor.						
	No.1 TILE ADAPTER EPDM CHIMNEY 1 BULK	10	120	Closing	742522	
	TILE ADAPTER EPDM CHIMNEY 2 BULK		200	Closing	742523	
	TILE ADAPTER EPDM CHIMNEY 2 BULK		400	Stock	742525	




Felt roof pass-through seals

	Colour	Pcs/pack	Pcs/pallet	Delivery	Product No.	
FELT ROOF SEAL						
Description: Pass-through seal for round pipes installed on a felt roof. The weather- and ozone-resistant properties of EPDM rubber are the best possible, and it can endure continuous heat stress of +90°C (and intermittently up to +150°C). EPDM rubber also tolerates the acids and alkalis often found in the air in industrial areas. Should be installed with hot bitumen between two felt layers. A separately available Clamp should also be purchased, and selected based on the size of the pipe. Pass-through seals are recommended to use on flat roofs (max. 6° slope)						
Dimensions: Height 150 mm; opening should be cut according to pipe diameter.						
Contents: Seal, clamp.						
	FELT ROOF SEAL TALL NO-2 050-060	20	200	Closing	717802	
	FELT ROOF SEAL TALL NO-3 075-090	20	200	Closing	717803	
	No1 Ø 0-40 mm	20	480*	Stock	70040	
	No2 Ø 50-60 mm	20	480*	Stock	70060	
	No3 Ø 75-100 mm	20	480*	Stock	70090	
	No4 Ø 110-125 mm	20	480*	Stock	70125	
	No4.5 Ø 130-140 mm	20	300*	Stock	70130	
	No5 Ø 150-175 mm	10	240*	Stock	70175	
	No6 Ø 200-250 mm	10	240*	Stock	70250	
	No7 Ø 275-325 mm	10	240*	Stock	70325	
	No8 Ø 350-400 mm	25	50*	Stock	70400	
	No9 Ø 500-575 mm	1	40*	Stock	71050	
	No10 Ø 600-675 mm	1	40*	Stock	71060	
	No11 Ø 700-775 mm	1	42	Stock	71070	
	No12 Ø 800-875 mm	1	15	Stock	71080	
CLAMP						
Description: Screw-on hot galvanized clamp for use with the VILPE Felt Roof Seal. Should be selected based on the size of the seal and pipe.						
Dimensions: Width 12 mm.						
Contents: Clamp.						
	12-100	500	1000	Stock	711690	
	50-145	250	1000	Stock	711714	
	50-215	200	1000	Stock	711721	
	50-370	150	600	Stock	711737	
	70-570	100	500	Stock	711757	
	40x40 mm	100	100	Stock	711198	
	50x50 mm	200	200	Stock	71120	
	60x60 mm	200	200	Stock	71122	
	70x70 mm	200	200	Stock	71123	
	80x80 mm	200	200	Stock	71124	
	90x90 mm	200	200	Stock	71125	
	100x100 mm	400	400	Stock	71126	
	120x120 mm	200	200	Stock	71128	
	140x140 mm	200	200	Stock	711282	
	150x150 mm	100	100	Stock	711284	

Felt roof pass-through seals




	Colour	Pcs/pack	Pcs/pallet	Delivery	Product No.	
R-FELT SET						
Description: Pass-through seal for round pipes installed on a felt roof while retrofitting. The weather- and ozone-resistant properties of EPDM rubber are the best possible, and it can endure continuous heat stress of +90°C (and intermittently up to +150°C). EPDM rubber also tolerates the acids and alkalis often found in the air in industrial areas. Should be installed with hot bitumen between two felt layers. Pass-through seals are recommended to use on flat roofs (< 6° slope)	Ø 19-90 mm	1	84	Stock	70510	
	Ø 110-170 mm	1	48	Stock	70514	
	Ø 160-250 mm	1	24	Stock	70518	
Contents: Seal, clamp.						

RHS SEAL

Description: Pass-through seal for square pipes installed on a felt roof. The weather- and ozone-resistant properties of EPDM rubber are the best possible, and it can endure continuous heat stress of +90°C (and intermittently up to +150°C). EPDM rubber also tolerates the acids and alkalis often found in the air in industrial areas. Should be installed with hot bitumen between two felt layers. A separately available RHS Clamp RST A2 should also be purchased, and selected based on the size of the pipe. Pass-through seals are recommended to use on flat roofs (< 6° slope)

Contents: Seal.

40x40/50x50/60x60/70x70 mm	10	240*	Stock	71090	
80x80/100x100/120x120/140x140 mm	10	300*	Stock	71094	

RHS-FELT RETROFITTING SEAL 80-150



Description: Pass-through seal for square pipes installed on a felt roof while retrofitting. The weather- and ozone-resistant properties of EPDM rubber are the best possible, and it can endure continuous heat stress of +90°C (and intermittently up to +150°C). EPDM rubber also tolerates the acids and alkalis often found in the air in industrial areas. Should be installed with hot bitumen between two felt layers. Pass-through seals are recommended to use on flat roofs (< 6° slope).

Contents: Seal.

Black	5	60	Stock	71745	
-------	---	----	-------	-------	---

Metal roof pass-through seals



	Colour	Pcs/pack	Pcs/pallet	Delivery	Product No.	
ROOFSEAL SET						
Description: Pass-through seal for different kinds of pipes (e.g. mountings for billboards and flagpoles or electrical wires) installed on a metal roof. The weather- and ozone-resistant properties of EPDM rubber are the best possible, and it can endure continuous heat stress of +90°C (and intermittently up to +150°C). EPDM rubber also tolerates the acids and alkalis often found in the air in industrial areas. Should be installed with hot bitumen between two felt layers. Pass-through seals are recommended to use on steel roofs.	No1 Ø 12-90 mm	1	255	Stock	71721	
	No2 Ø 75-150 mm	1	204	Stock	71722	
	No3 Ø 110-200 mm	1	240*	Stock	71723	
	No3 Ø 110-200 mm Grey		200	Stock	71753	
	No4 Ø 140-292 mm	1	36	Stock	71726	
	No5 Ø 171-343 mm	1	36	Stock	71727	
	No6 Ø 241-521 mm	1	24	Stock	71728	
	PROF: ROOFSEAL SET-2 75-150	1	204	Order	795392	
	UBBINK ROOFSEAL SET-1 12-90	1	255	Order	717701	
	UBBINK ROOFSEAL SET-2 75-150	1	330*	Order	717702	
	UBBINK ROOFSEAL SET-3 110-200	1	210*	Order	717703	
	UBBINK ROOFSEAL SET-4 150-280	1	36	Order	717704	
	UBBINK ROOFSEAL SET-5 180-330	1	36	Order	717705	
	UBBINK ROOFSEAL SET-6 260-460	1	24	Order	717706	
ROOFSEAL RETROFIT SET						
Description: Pass-through seal for different kinds of pipes (e.g. mountings for billboards and flagpoles or electrical wires) installed on a metal roof while retrofitting. The weather- and ozone-resistant properties of EPDM rubber are the best possible, and it can endure continuous heat stress of +90°C (and intermittently up to +150°C). EPDM rubber also tolerates the acids and alkalis often found in the air in industrial areas. Should be installed with hot bitumen between two felt layers. Pass-through seals are recommended to use on steel roofs.	Ø 10-100 mm	1	210	Stock	71742	
	Ø 100-230 mm	1	60	Stock	71744	
Dimensions: Available in 2 sizes with diameters of 10-100 and 100-230 mm.						
Contents: Seal, screws, clamp, sealing compound.						

Metal roof pass-through seals



	Colour	Pcs/pack	Pcs/pallet	Delivery	Product No.
ROOFSEAL					
Description: Pass-through seal for different kinds of pipes (e.g. mountings for billboards and flagpoles or electrical wires) installed on a metal roof. The weather- and ozone-resistant properties of EPDM rubber are the best possible, and it can endure continuous heat stress of +90°C (and intermittently up to +150°C). EPDM rubber also tolerates the acids and alkalis often found in the air in industrial areas. Should be installed with hot bitumen between two felt layers. Dimensions: Available in 6 different sizes with diameters 12-521 mm. Contents: Seal	No1 Ø 12-90 mm		300	Stock	71701
	No2 Ø 75-150 mm	100	300	Stock	71702
	No3 Ø 110-200 mm	50	200	Stock	71703
	No3 Ø 110-200 mm Grey		200	Stock	71753
	No4 Ø 140-292 mm	10	180	Stock	71716
	No5 Ø 171-343 mm	10	100	Stock	71717
No6 Ø 241-521 mm	10	80	Stock	71718	



Vapour barrier seals



	Colour	Pcs/pack	Pcs/pallet	Delivery	Product No.
HT VAPOUR BARRIER SEAL					
Description: Vapour barrier seal for pipes installed through the vapour barrier on an inclined or low-pitched roof. The weather- and ozone-resistant properties of EPDM rubber are the best possible, and it can endure continuous heat stress of +90°C (and intermittently up to +150°C). EPDM rubber also tolerates the acids and alkalis often found in the air in industrial areas. Should be installed with bitumen if a roof's vapour barrier is made of bitumen, and with a board made of hard material on top of the vapour barrier valve if a roof's underlay material is made of profiled sheet metal. Pass-through seals are recommended to use on flat roofs (< 11,5° slope). Dimensions: Height 33 mm. Contents: Vapour barrier seal.			255	Stock	870300
	Ø 50 mm	20	300*	Stock	71205
	Ø 75 mm	20	480*	Stock	71207
	Ø 110 mm	20	480*	Stock	71211
	Ø 125 mm	20	200	Stock	71213
	Ø 160 mm	20	150	Stock	71216



HTH TALL VAPOUR BARRIER SEAL

Description: Tall vapour barrier seal for pipes installed through the vapour barrier on an inclined or low-pitched roof. The weather- and ozone-resistant properties of EPDM rubber are the best possible, and it can endure continuous heat stress of +90°C (and intermittently up to +150°C). EPDM rubber also tolerates the acids and alkalis often found in the air in industrial areas. Should be installed with bitumen if a roof's vapour barrier is made of bitumen, and with a board made of hard material on top of the vapour barrier valve if a roof's underlay material is made of profiled sheet metal. Pass-through seals are recommended to use on flat roofs (< 11,5° slope). Dimensions: Height 133 mm. Contents: Vapour barrier seal.	Ø 110 mm	15	300*	Stock	71212
---	----------	----	------	-------	-------



PVC roof pass-through seals



	Colour	Pcs/pack	Pcs/pallet	Delivery	Product No.
PVC ROOF SEAL					
Description: Optimal for sealing round pipes on PVC roofs. Examples of applications are ventilation discharge pipes, roof poles, sewerage vent pipes, signboard or flagpole bases, aerial sleeves, the external suspension tie-rods of the roof as well as railings. Made of coloured polyvinyl chloride (PVC). Should be installed with hot air welding. Pass-through seals are recommended to use on flat roofs (< 6° slope). Dimensions: For duct sizes Ø 12-100 mm and 110-160 mm. Contents: PVC seal, stainless steel clamp.	Ø 12-100 mm dark grey	10	200*	Stock	70602
	Ø 12-100 mm light grey	10	200*	Stock	70601
	Ø 110-160 mm dark grey	10	200*	Stock	70612
	Ø 110-160 mm light grey	10	200*	Stock	70611



Roof drains



	Colour	Pcs/pack	Pcs/pallet	Delivery	Product No.
ACID-RESISTANT STEEL ROOF DRAIN, MODEL A Ø 75					
Description: A roof drain with primed flanging for gently sloping roofs. Model A roof drains have a collecting basin, and Model A leaf grating is included. Contents: Roof drain, plastic grating.	350 mm			Order	980004
	600 mm			Order	390001
	750 mm			Order	390002
	1000 mm			Order	390003
					390004








	Colour	Pcs/pack	Pcs/pallet	Delivery	Product No.	
CONDENSATION INSULATION FOR MODEL A Ø 75 ROOF DRAIN Description: Prevents condensation in roof drains. The insulation material should be installed outside the pipe and around the collecting basin. Dimensions: Insulation thickness 13 mm. Contents: Condensation insulation.	350 mm			Order	395001	
	600 mm			Order	395002	
	750 mm			Order	395003	
	1000 mm			Order	395004	
ACID-RESISTANT STEEL ROOF DRAIN, MODEL A Ø 110 Description: A roof drain with primed flanging for gently sloping roofs. Model A roof drains have a collecting basin, and Model A leaf grating is included. Contents: Roof drain, plastic grating.	350 mm			Order	980006	
	600 mm			Order	390021	
	750 mm			Order	390022	
	1000 mm			Order	390023 390024	
CONDENSATION INSULATION FOR MODEL A Ø 110 ROOF DRAIN Description: Prevents condensation in roof drains. The insulation material should be installed outside the pipe and around the collecting basin. Dimensions: Insulation thickness 13 mm. Contents: Condensation insulation.	350 mm			Order	395021	
	600 mm			Order	395022	
	750 mm			Order	395023	
	1000 mm			Order	395024	
ACID-RESISTANT STEEL ROOF DRAIN, MODEL A Ø 160 Description: A roof drain with primed flanging for gently sloping roofs. Model A roof drains have a collecting basin, and Model A leaf grating is included. Contents: Roof drain, plastic grating.	350 mm			Order	980007	
	600 mm			Order	980010	
	750 mm			Order	390031	
	1000 mm			Order	390032 390033 390034	
CONDENSATION INSULATION FOR MODEL A Ø 160 ROOF DRAIN Description: Prevents condensation in roof drains. The insulation material should be installed outside the pipe and around the collecting basin. Dimensions: Insulation thickness 13 mm. Contents: Condensation insulation.	350 mm			Order	395031	
	600 mm			Order	395032	
	750 mm			Order	395033	
	1000 mm			Order	395034	
ACID-RESISTANT STEEL ROOF DRAIN, MODEL C Ø 75 Description: A roof drain with primed flanging for gently sloping roofs. Model C leaf grating is included. Contents: Roof drain, plastic leaf grating.	350 mm			Order	980000	
	600 mm			Order	391001	
	750 mm			Order	391002	
	1000 mm			Order	391003 391004	
CONDENSATION INSULATION FOR MODEL C Ø 75 ROOF DRAIN Description: Prevents condensation in roof drains. The insulation material should be installed outside the pipe. Dimensions: Insulation thickness 13 mm. Contents: Condensation insulation.	350 mm			Order	395101	
	600 mm			Order	395102	
	750 mm			Order	395103	
	1000 mm			Order	395104	
ACID-RESISTANT STEEL ROOF DRAIN, MODEL C Ø 110 Description: A roof drain with primed flanging for gently sloping roofs. Model C leaf grating is included. Contents: Roof drain, plastic leaf grating.	350 mm			Order	980002	
	600 mm			Order	391021	
	750 mm			Order	391022	
	1000 mm			Order	391023 391024	
CONDENSATION INSULATION FOR MODEL C Ø 110 ROOF DRAIN Description: Prevents condensation in roof drains. The insulation material should be installed outside the pipe. Dimensions: Insulation thickness 13 mm. Contents: Condensation insulation.	350 mm			Order	395121	
	600 mm			Order	395122	
	750 mm			Order	395123	
	1000 mm			Order	395124	
ACID-RESISTANT STEEL ROOF DRAIN, MODEL C Ø 160 Description: A roof drain with primed flanging for gently sloping roofs. Model C leaf grating is included. Contents: Roof drain, plastic leaf grating.	350 mm			Order	980003	
	600 mm			Order	391031	
	750 mm			Order	391032	
	1000 mm			Order	391033 391034	
CONDENSATION INSULATION FOR MODEL C Ø 160 ROOF DRAIN Description: Prevents condensation in roof drains. The insulation material should be installed outside the pipe. Dimensions: Insulation thickness 13 mm. Contents: Condensation insulation.	350 mm			Order	395131	
	600 mm			Order	395132	
	750 mm			Order	395133	
	1000 mm			Order	395134	



	Colour	Pcs/pack	Pcs/pallet	Delivery	Product No.	
<p>ACID-RESISTANT STEEL RENOVATION DRAIN, MODEL C Ø 90</p> <p>Description: Renovation drain with primed flanging for gently sloping roofs. Used when one does not want to replace an existing roof drain. The renovation drain is installed into an existing Ø110 roof drain. Model C leaf grating is included.</p> <p>Contents: Roof drain, plastic leaf grating, pipe seal.</p>	200 mm			Order Order	980001 391011	
<p>PLASTIC LEAF GRATING FOR MODEL A ROOF DRAINS</p> <p>Description: Prevents leaves and debris from entering the roof drain. Compatible with Ø 75–160 model A roof drains.</p> <p>Contents: Plastic leaf grating.</p>	-		384	Closing	392209	
<p>PLASTIC LEAF GRATING FOR MODEL C ROOF DRAINS</p> <p>Description: Prevents leaves and debris from entering the roof drain. Compatible with Ø 75–160 model C roof drains.</p> <p>Contents: Plastic leaf grating.</p>	Ø 75 mm Ø 90 mm Ø 110 mm Ø 160 mm	200 120 50	800 600 480 200	Stock Stock Stock Stock	392205 392206 392207 392208	
<p>HEATING ELEMENT 16W</p> <p>Description: Self-adjusting heating element to prevent roof drains from freezing.</p> <p>Contents: Heating element, 1.5 m connection cable, protective cup.</p>	Ø 75 mm Ø 110 mm Ø 160 mm			Order Order Order	392010 392011 392012	
<p>HEATING ELEMENT 32W</p> <p>Description: Self-adjusting heating element to prevent roof drains from freezing.</p> <p>Contents: Heating element, 1.5 m connection cable, protective cup.</p>	Ø 160 mm			Order	392004	
<p>BITUMEN FLANGE FOR ROOF DRAIN</p> <p>Description: Factory-installed bitumen flange to speed up installation on bitumen roofs. Also ensures waterproof roof drain installation.</p> <p>Dimensions: 500 x 500 mm.</p> <p>Contents: Bitumen flange.</p>	75-90 mm 110 mm 160/A			Order Order Order	392210 392211 392212	
<p>AM ROOF DRAIN (ALKORPLAN, LIGHT GREY)</p> <p>Description: For Alkorplan roofing. AM-50 and AM-75 roof drains can be used in either a siphonic system or a conventional system.</p> <p>Contents: Roof drain, leaf grating, siphonic grating.</p>	Ø 110 mm Ø 110/630 mm	8 5	64* 35	Order Order	72044 72045	
<p>AM ROOF DRAIN (PROTAN, LIGHT GREY)</p> <p>Description: For Protan roofing. AM-50 and AM-75 roof drains can be used in either a siphonic system or a conventional system.</p> <p>Contents: Roof drain, leaf grating, siphonic grating.</p>	Ø 160 mm	6	48*	Order	72053	
<p>AM ROOF DRAIN BITUMEN</p> <p>Description: For all types of multiple and single-ply bitumen felt roofing. AM-50 and AM-75 roof drains can be used in either a siphonic system or a conventional system.</p> <p>Contents: Roof drain, leaf grating, siphonic grating.</p>	Ø 75 mm Ø 110 mm Ø 110/630 mm Ø 160 mm	8 8 5 6	64* 64* 35 48*	Stock Stock Order Order	72007 72011 72012 72013	
<p>AM THERMOCABLE 230V / 14W</p> <p>Description: For the heating of AM roof drains.</p> <p>Contents: Thermocable.</p>	110 mm 160 mm	1	204	Order Order	72000 72001	
<p>AM LEAF GRATING</p> <p>Description: Prevents leaves and debris from entering the roof drain. Suitable for AM roof drains.</p> <p>Contents: Leaf grating.</p>	Grating			Order	72130	
<p>AM SIPHONIC GRATING</p> <p>Description: Prevents leaves and debris from entering the roof drain. Suitable for AM roof drains.</p> <p>Contents: Siphonic grating.</p>	Grating		400	Order	72140	




Roof drains



	Colour	Pcs/pack	Pcs/pallet	Delivery	Product No.	
CM ROOF DRAIN						
Description: For bitumen felt roofing. The 150 mm wide flange should be installed between two felt layers. Contents: Outlet, leaf grating.	Ø 75 mm	18	72	Stock	72407	
	Ø 110 mm	20	80	Stock	72411	
CM LEAF GRATING						
Description: Prevents leaves and other debris from entering the roof drain. The 75 mm leaf grating is suitable for the CM-75 roof drain, and the 110 mm leaf grating is suitable for the CM-110 roof drain. Contents: Leaf grating.	Ø 75 mm	50	400	Order	72420	
	Ø 75 mm		400	Order	72432	
	Ø 110 mm		400	Order	72422	
LEAF GRATING BALL 75-125						
Description: Prevents leaves and debris from entering the roof drain. Compatible with all Ø 75-125 mm roof drains. Contents: Leaf grating.	Grating	100	1200	Stock	72424	

Fasteners



	Colour	Pcs/pack	Pcs/pallet	Delivery	Product No.	
ROOFING SCREW W/WASHER WOOD						
Roofing screw with pre-installed washer intended for the mechanical fastening of roofing membranes and other roll waterproofing materials (bitumen, PVC, etc.). Commonly referred to as a Screw-Washer product.						
Both the screw and the washer are corrosion-protected.						
Applications: The roofing screw is suitable for use on various types of wooden substrates (OSB, plywood, and raw boards). The screw head is Torx 25 (TX25).						
	25 mm	1	45	Stock	220002	
Dimensions: Washer Ø 40mm. Screw dimensions 25 and 40mm.	40 mm	1	45	Stock	220003	
Content: Screw, washer.						
Material: Coated carbon steel						
Fastener dimensions: 5.2mm x L						
Screw head: Torx 25 (TX25)						
Corrosion resistance: 15 cycles Kesternich according to ISO 6988/ DIN 50018.						
Package size: 1100 pcs of 25mm screws per package, 850 pcs of 40mm screws per package						
ADJUSTABLE INSULATION ANCHOR						
Description: Suitable for fastening 100 to 300 mm insulations to wooden and concrete walls. Also suitable for attaching insulation to ceilings. Dimensions: 100, 140, 180, 220 and 260 mm. Each length can be adjusted by 40 mm. Contents: Adjustable Insulation Anchor	100 mm	250	12000	Closing	222100	
	140 mm	250	12000	Closing	222140	
	180 mm	250	9000	Closing	222180	
	220 mm	250	9000	Closing	222220	
	260 mm	250	9000	Closing	222260	
ADJUSTABLE INS.ANCHOR WASHER						
Description: Washer for adjustable insulation anchor. ø 80 mm washer is used with hard insulation materials and 100 mm washer with soft insulation materials. Dimensions: ø 80 or 100 mm Contents: Washer	80 mm	250	28000	Closing	222008	
	100 mm	250	21000	Closing	222010	



	Colour	Pcs/pack	Pcs/pallet	Delivery	Product No.
	20 mm	500	56000*	Stock	02520
	30 mm	500	56000*	Stock	02530
	50 mm	500	42000*	Stock	02550
	80 mm	500	28000*	Stock	02580
	100 mm	500	18000*	Stock	02600
	110 mm	500	18000*	Stock	02610
	120 mm	500	14000*	Stock	02620
	140 mm	500	14000*	Stock	02640
	150 mm	500	14000*	Stock	02650
	170 mm	500	12000*	Stock	02654
	200 mm	500	10000*	Stock	02660
	230 mm	250	7000*	Stock	02664
	250 mm	250	7000*	Stock	02670
	260 mm	250	7000*	Stock	02674
	290 mm	250	7000*	Stock	02678
	300 mm	250	6000*	Stock	02680
	350 mm	250	5000*	Stock	02690
	370mm	250	5000*	Stock	02695
	400 mm	250	5000*	Stock	02700
	450 mm	250	3000*	Stock	02710
	500 mm	250	3000*	Stock	02720
	550 mm	125	3500*	Stock	02730
	600 mm	125	3000*	Stock	02740

CROCO B FASTENER

Description: For fastening hard insulation sheets or bitumen roof covering and insulation sheets when the fix-layer is sheet metal, concrete or wood. The Croco B Fastener should be fastened to the fix-layer with a roof screw, a concrete screw or a concrete nail. The length of the fastener should be chosen according to the thickness of the insulation material, as well as the screw or nail being used.

Dimensions: Flange Ø 50 mm.

Contents: Croco B fastener.



	50 mm	500	18000	Stock	02050
	100 mm	500	18000*	Stock	02100
	120 mm	500	14000*	Stock	02120
	140 mm	500	14000*	Closing	02140
	150 mm	500	14000*	Stock	02150
	170 mm	500	12000*	Stock	02170
	200 mm	500	10000*	Stock	02200
	230 mm	250	7000*	Stock	02230
	250 mm	250	7000*	Stock	02250
	300 mm	250	5000*	Stock	022300
	350 mm	250	5000*	Stock	022350
	400 mm	250	3000*	Stock	022400
	450 mm	250	3000*	Stock	022450
	500 mm	250	3000*	Stock	022500
	550 mm	125	3500*	Stock	022550
	600 mm	125	3000*	Stock	022600
	650 mm	125	3000*	Stock	022650
	700 mm	125	3000*	Stock	022700

CROCO A FASTENER

Description: For fastening single-ply membrane roof covering material when the fix-layer is sheet metal, concrete or wood. The Croco A Fastener should be fastened to the fix-layer with a roof screw, a concrete screw or a concrete nail. There are four studs in the flange of the Croco A Fastener to increase the product's tear resistance. The length of the fastener should be chosen according to the thickness of the insulation material, as well as the screw or nail being used.

Dimensions: Flange Ø 50 mm.

Contents: Croco A fastener.



700-2X TORX BIT CROCO ADJUSTABLE

Description: T-25 (7 mm) Torx tool for the installation of all VILPE Croco Fasteners. If installing the product on concrete, a concrete drill (sold separately) will also be needed.

Contents: Tool.

CROCO ADJUSTABLE SCREW

Description: For fastening Croco A and B 150-700 Fasteners to roofing or insulation material. Product has a Torx 25 (TX25) screw head, and is required in order to install adjustable fasteners.

Dimensions: Socket 125 mm, Ø 7 mm; TX25 screw 6.3 x 150 mm.

Contents: Socket, screw.

150-2X TORX BIT

Description: Two-headed installation tool for Torx 25 roof and concrete screws.

The length of the tool is chosen based on the length of the fastener. We recommend that the tool is at least 30 mm longer than the fastener.

Compatible products: Concrete screw TX, KLA roof screw NO-1 and NO-3 TX

Contents: Torx tool

350-2X TORX BIT

Description: Two-headed installation tool for Torx 25 roof and concrete screws.

The length of the tool is chosen based on the length of the fastener. We recommend that the tool is at least 30 mm longer than the fastener.

Compatible products: Concrete screw TX, KLA roof screw NO-1 and NO-3 TX

Contents: Torx tool

Tool	100	48	Order Stock	870350 910180
------	-----	----	----------------	------------------



95 mm	250	27000	Stock	02704
150 mm	250	24000	Stock	02703



Tool	400		Closing	910115
------	-----	--	---------	--------






Tool	200		Stock	910135
------	-----	--	-------	--------







	Colour	Pcs/pack	Pcs/pallet	Delivery	Product No.	
500-2X TORX BIT						
Description: 6 mm double-ended Torx Installation Bit for fastening drill point screws and Croco Fasteners. 6 mm Torx tools are not recommended for use with Croco Adjustable Screws. Used for fastening Power A Adjustable brackets.						
	Tool	100		Stock	910150	
Contents: Torx tool.						
Compatibility: Concrete screw TX, KLA roofing screw NO-1 and NO-3 TX, Power A adjustable bracket.						
POWER A FASTENER (SQUARE BODY)						
Description: For fastening new roof covering and insulation material to an old bitumen felt roof, or for fastening an insulation sheet to another piece of insulation material (e.g. Styrox, foam sheets, polyurethane sheets). The length of the fastener should be chosen according to the thickness of the insulation material. Made of strong polyamide (nylon); standard colour is black. The square body is stronger than a round body, and prevents the tool being used from spinning around during installation.						
	60, 00-10 mm	250	12000	Stock	284050	
	70, 00-20 mm	250	9000	Stock	284060	
	90, 20-40 mm	250	9000	Stock	284070	
	110, 40-60 mm	250	6000	Stock	284090	
	130, 60-80 mm	250	6000	Stock	284110	
	150, 80-100 mm	250	4500	Stock	284130	
	175, 100-120 mm	250	3000	Stock	284150	
	200, 130-150 mm	250	3000	Stock	28175	
	225, 160-170 mm	250	2000	Stock	28200	
Dimensions: Flange Ø 50 mm, spiral size Ø 28 mm.						
Contents: Power A fastener.						
POWER A ADJUSTABLE (ROUND BODY)						
Description: For fastening new roof covering and insulation material to an old bitumen felt roofing or for fastening an insulation sheet to another insulation material (e.g. Styrox, foam sheets, polyurethane sheets). The length of the fastener is chosen according to the insulation thickness. Adjustable Power A fasteners have 50 mm adjustment margin in the length. Made of strong polyamide (nylon), the basic colour is black.						
	250 mm	100	1800	Stock	28250	
	300 mm	100	1800	Stock	28300	
	350 mm	100	1800	Stock	28350	
Dimensions: Flange Ø 50 mm, spiral size Ø 28 mm.						
Contents: Power A adjustable fastener						
The product is installed using the 500-2X Torx Installation Bit (910150).						
POWER -350 SQUARE						
Description: Special square tool for attaching VILPE Power Fasteners. Suitable for all Power Fasteners with a square body.						
	Tool	100		Closing	90133	
Dimensions: Length 350 mm.						
Contents: Tool.						
M-DRILL EXTENSION						
Description: Extension for use with the M-Drill for installing concrete Croco screws and nails.						
	750 mm V2	20		Stock	90295	
Contents: M-Drill extension.						
M-DRILL						
Description: Drill for installing concrete Croco screws and nails.						
	5/25 V2	120	48	Order	870360	
	5/35 V2	120	48	Order	870370	
	5/55 V2	120	120	Stock	90296	
		120		Stock	90293	
Contents: M-Drill.						
K-DRILL SDS EXTENSION						
Description: SDS extension for use with the K-Drill double-ended installation bit for installing drill point screws and Croco B-110 Fasteners.						
	400 mm	100		Closing	90270	
	800 mm		300	Closing	90277	
Contents: K-Drill extension.						
KLA ROOF SCREW NO.1 TX						
Description: For fastening Croco A and B 110 Fasteners to a sheet metal or wooden fix-layer. The No.1 screw should be used with sheet metal of maximum thickness 1.25 mm. The length of the screw should be chosen according to the insulation thickness and the length of the fastener, so that the screw pierces the steel to a depth of at least 15 mm						
	KLA-40	500	90000	Stock	425040	
	KLA-50	500	90000	Stock	425050	
	KLA-70	250	45000	Stock	425070	
	KLA-90	250	45000	Stock	425090	
	KLA-110	250	15000	Stock	425110	
	KLA-130	2500	15000	Stock	425130	
	KLA-150	250	15000	Stock	425150	
Dimensions: 40-150 mm.						
Contents: KLA roof screw TX.						



	Colour	Pcs/pack	Pcs/pallet	Delivery	Product No.
KLA ROOF SCREW NO.3 TX					
Description: For fastening Croco A and B 110 Fasteners to a sheet metal or wooden fix-layer. The No.3 screw should be used with thicker materials. The length of the screw should be chosen according to the insulation thickness and the length of the fastener, so that the screw pierces the steel to a depth of at least 15 mm. Dimensions: 40-150 mm. Contents: KLA roof screw TX.	KLA-50	500	90000	Stock	427050
	KLA-70	250	45000	Stock	427070
	KLA-90	250	45000	Stock	427090
	KLA-110	250	15000	Stock	427110
	KLA-130	250	15000	Stock	427130
	KLA-150	250	15000	Stock	427150
					
KLA CONCRETE NAIL					
Description: For fastening Croco A and B 110 Fasteners to a concrete fix-layer. Can also be used to fasten timber, sheet metal, etc. The length of the nail should be chosen according to the insulation thickness and the fastener, so that the installation depth is at least 20 mm. Drill size Ø 5 mm. Dimensions: 35-155 mm. Contents: Concrete nail	KLA-35	250	45000	Closing	67035
	KLA-45		81000	Closing	67045
	KLA-55		96250	Closing	67055
	KLA-65		81000	Closing	67065
	KLA-75		81000	Closing	67075
	KLA-85		96250	Closing	67085
	KLA-95		96250	Closing	67095
	KLA-105		30000	Closing	67105
	KLA-115		30000	Closing	67115
	KLA-125		30000	Closing	67125
	KLA-135		30000	Closing	67135
	KLA-145		30000	Closing	67145
KLA-155		30000	Closing	67155	
					
CONCRETE SCREW TX					
Description: For fastening Croco A and B 110 Fasteners to a concrete fix-layer. Can also be used to fasten timber, sheet metal etc. The length of the screw should be chosen according to the insulation thickness and the length of the fastener, so that the installation depth is at least 20 mm. Drill size Ø 5 mm. Dimensions: 40-150 mm. Contents: Concrete screw TX.	35 mm	250	54000	Stock	672035
	50 mm	250	54000	Stock	672050
	60 mm	250	54000	Stock	672060
	70 mm	250	54000	Stock	672070
	80 mm	250	54000	Stock	672080
	90 mm	250	54000	Stock	672090
	100 mm	250	54000	Stock	672100
	110 mm	250	15000	Stock	672110
	120 mm	250	15000	Stock	672120
	130 mm	250	15000	Stock	672130
					
NV DISTANCE PIECE					
Description: Designed for use in board-clad exterior wall construction as a distance piece between the frame and the fixing battens of the external cladding. Suitable for use with both soft and hard insulation. Construction projects which make use of distance pieces have improved heat insulation and save timber material. The distance piece should be selected according to the thickness of the insulation. Contents: NV distance piece.			16800*	Stock	716050
			28000*	Stock	716030
	NV-30 Black	250	28000*	Stock	21335
	NV-40 Black	200	16800*	Closing	21345
	NV-45 Black	200	16800*	Closing	21346
	NV-50 Black	200	16800*	Stock	21360
					
SDS+DRILL					
Description: Stone drill bit for SDS+ chuck. Contents: Drill bit.	Tool	50	400	Stock	9515206
PEG FOR SETTING TOOL 308/512					
Description: Peg for Setting Tool 308/512 used for hand-installing 60-300 mm Croco 512 Fasteners. Contents: Setting tool peg.	Tool	400		Closing	90011
WASHER					
Description: Several varieties of washer available: The LSK Ø 60 mm Washer should be used to attach light insulation panels to (for example) a wall. The Y40-PA Ø 40 mm Black Polyamide (nylon) Washer should be used to fasten single-ply roof covering to a fix-layer made of concrete or wood. The Y40-PP Ø 40 mm Washer should be used to fasten insulation or acoustic panels. The ZN washer is made of galvanized sheet metal. Contents: Washer.	LSK-Gray 60 mm	450	37800	Stock	20001
	PA-Black 40 mm	7500	90000	Stock	01005
	PP-Gray 40 mm	7500	90000	Stock	010047
	ZN 40 mm	1000	60000	Stock	9546024
	ZN 50 mm	500	37500	Stock	9546025
					

Miscellaneous



	Colour	Pcs/pack	Pcs/pallet	Delivery	Product No.	
STEEL END CAP Description: End cap for metal roofing.	Black	500	6000	Order	74022	
	Brick Red	500	6000	Order	74030	
	Anthracite	500	6000	Order	7402D	
TILE END CAP Description: End cap for tile roof.	Black	75	900*	Stock	74050	
	Grey	75	900*	Stock	74060	
	Red	75	900*	Stock	74052	
	Brick Red	75	900*	Stock	74058	

Selection table for fasteners

Insulation mm	Croco + KLA roof screw		Croco + concrete screw	
	Croco A & B	Screw	Croco A & B	Screw
30	20	50	20	50
40	20	70	20	60
50	20	70	20	70
60	20	90	20	80
70	50	70	50	60
80	50	70	50	70
90	50	90	50	80
100	80	70	80	60
110	80	70	80	70
120	100	70	100	60
130	100	70	100	70
140	120	70	120	60
150	120	70	120	70
160	120	70	120	60
170	150	70	150	60
180	150	70	150	70
190	170	70	170	60
200	170	70	170	70
210	170	90	170	80
220	200	70	200	60
230	200	70	200	70
240	200	90	200	80
250	230	70	230	60
260	230	70	230	70
270	230	90	230	80
280	250	70	250	70
290	250	90	250	80
300	250	90	250	90
310	250	110	250	100
320	250	110	250	110
330	300	70	300	70
340	300	90	300	80
350	300	90	300	90
360	300	110	300	100
370	300	110	300	110
380	350	70	350	70
390	350	90	350	80
400	350	90	350	90
410	350	110	350	100
420	350	110	350	110
430	350	130	350	120
440	400	90	400	80
450	400	90	400	90
460	400	110	400	100
470	400	110	400	110
480	400	130	400	120
490	450	90	450	80
500	450	90	450	90
510	450	110	450	100
520	450	110	450	110
530	450	130	450	120
540	450	130	450	130
550	500	90	500	90
560	500	110	500	100
570	500	110	500	110
580	500	130	500	120
590	500	130	500	130
600	550	90	550	90
610	550	110	550	100
620	550	110	550	110
630	550	130	550	120
640	550	130	550	130
650	600	90	600	90
660	600	110	600	100
670	600	110	600	110
680	600	130	600	120
690	600	130	600	130
700	650*	90	700*	90
710	650*	110	650*	100
720	650*	110	650*	110
730	650*	130	650*	120
740	650*	130	650*	130
750	700*	90	700*	90
760	700*	110	700*	100
770	700*	110	700*	110
780	700*	130	700*	120
790	700*	130	700*	130
800	700*	150		
810	700*	150		

Compression flex should be considered under roof walkways, when installing on soft insulation and in areas where high loads are expected.

*Only available as Croco A fasteners.

The length of the adjustable fasteners and their suitability for different insulation thicknesses

Insulation mm	Croco mm	Adjustable screw	
		95 mm	150 mm
110-140	100	x	
130-160	120	x	
160-180	140	x	
170-190	150	x	
170-250	150		x
190-210	170	x	
220-240	200	x	
220-300	200		x
250-270	230	x	
280-290	250	x	
280-350	250		x
310-340	300	x	
330-400	300		x
380-450	350		x
430-500	400		x
480-550	450		x
530-600	500		x
580-650	550		x
630-700	600		x
680-750	650*		x
730-800	700*		x

VILPE® - maximal roof pitches for P-series pass-throughs

Pass-through	Pipe XL Pass-through	Ø 110	Ø 125	Ø 160	Ø 160	Ø 200	Ø 250
		mm	mm	mm	mm XL	mm XL	mm XL
Tile 2K / Tiili	XL Tile	40° / 48°	37° / 48°	32° / 37°	47°	45°	43°
Unitile 2K / Unitile	-	48° / 57°	46° / 57°	43° / 52°	-	-	-
Vittinge 1-w	-	45°	40°	30°	-	-	-
Vittinge 2-w	-	55°	50°	35°	-	-	-
Profiled steel 2K / Profiled steel	XL Universal MK1	43° / 50°	40° / 45°	36° / 40°	47°	47°	47°
Steel	XL Universal	45°	40°	27°	47°	47°	47°
Classic	XL Classic	55°	55°	48°	47°	47°	47°
Classic Vino 2K / Classic Vino	-	48° / 57°	46° / 57°	43° / 52°	-	-	-
Classic Loiva	-	27°	27°	27°	-	-	-
HS Slate	-	59°	57°	52°	-	-	-
Felt	XL Felt	50°	50°	45°	47°	48°	45°
Felt Tall	XL Felt Tall	*	*	*	*	*	*
Decra	-	45°	45°	45°	-	-	-
Eternit B9	-	45°	45°	45°	-	-	-
Nera	-	57°	57°	50°	-	-	-
Evo 2K	-	39°	38°	30°	-	-	-
Aalto 2K	-	55°	50°	45°	-	-	-

P-series pass-throughs are for roofs with pitches of more than 1:5 (11.5°), unless stated otherwise.

On maximal roof pitches make sure that the roof structure does not prevent the installation.

* The Felt pass-through tall is designed for installation on roofs with a pitch of less than 1:5 (11.5°). For the steeper roofs the normal Felt pass-through suits better.

Note! The roof pitches in the table are suggestive values. In extreme situations, the height of the roofing profile or the installation point of the underlay seals affects the values.

VILPE® standard colours



Ross and Grille colours



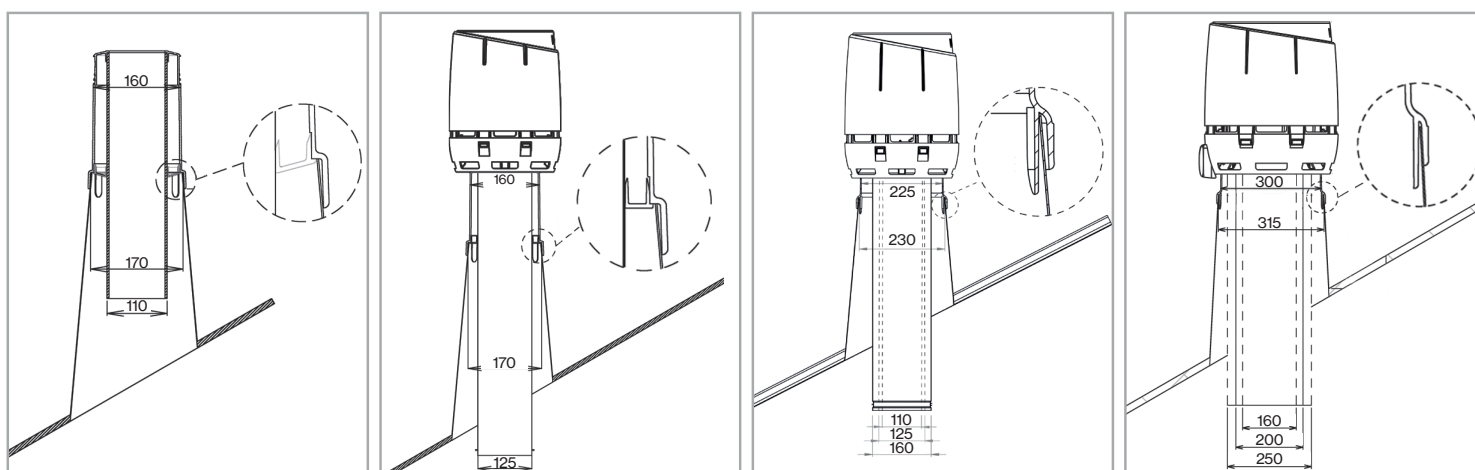
Check the RAL reference colours from our website



[VILPE.COM/COLOUR](https://vilpe.com/colour)

Due to printing technical reasons, actual product colours may differ from those shown in the Catalogue.

C-series schematics




Quick selection for the VILPE® roof fans

Selecting a roof fan for residential ventilation

A general recommendation is that the indoor air should be substituted completely every other hour. The exhaust air, removed by the roof fan, is replaced with fresh air coming in through intake vents in various rooms.

A rule of thumb is that a ducting system of a 120–150 m² house has a loss of compression of ca 100 Pa. A fast way to calculate the accurate loss of compression in pascals is to calculate 5 Pa per meter of ducting (including terminal equipment of ducting, bends, etc.)

The loss of compression (Pa) depends on the length and diameter of piping but also on the number of corners and the speed of airflow.



ECo roof fans:

m² maximum size

Roof fan	Duct	50 Pa	100 Pa	150 Pa
ECo125 FLOW	Ø 125 mm	360 m ²	340 m ²	310 m ²
ECo160 FLOW	Ø 160 mm	490 m ²	440 m ²	390 m ²
ECo200 FLOW	Ø 200 mm	660 m ²	630 m ²	600 m ²

E roof fans:

Roof fan	Duct	50 Pa	100 Pa	150 Pa
E190	Ø 125 mm	270 m ²	230 m ²	180 m ²
E220	Ø 160 mm	410 m ²	360 m ²	300 m ²


Recommended ventilation is achieved with the roof fan functioning at 70% of maximum capacity.



Selecting a roof fan for a cooker hood

Indoor air and ventilation recommendations (in Finland) state a cooker hood should work 25 litres of air per second. The noise level in the kitchen should not exceed 33 dB (or 43 dB if heightened).

Accurate data on loss of compression in the cooker hood (and its ducts) should be available from the manufacturer.



ECo roof fans:

Roof fan	Duct	Free flow	50 Pa	100 Pa
ECo125 FLOW	Ø 125 mm	185 l/s (666 m ³ /h)	170 l/s (612 m ³ /h)	155 l/s (558 m ³ /h)
ECo160 FLOW	Ø 160 mm	265 l/s (954 m ³ /h)	245 l/s (882 m ³ /h)	220 l/s (792 m ³ /h)
ECo200 FLOW	Ø 200 mm	380 l/s (1368 m ³ /h)	365 l/s (1314 m ³ /h)	348 l/s (1253 m ³ /h)

E roof fans:

Roof fan	Duct	Free flow	50 Pa	100 Pa
E190	Ø 125 mm	155 l/s (558 m ³ /h)	138 l/s (497 m ³ /h)	116 l/s (418 m ³ /h)
E220	Ø 160 mm	236 l/s (850 m ³ /h)	212 l/s (763 m ³ /h)	180 l/s (648 m ³ /h)

The tables are indicative only.



Electrical and performance data of roof fans

E190, E220

Main supply
230V 50Hz, AC

L brown
N blue
PE green/yellow



ECo110

Main supply
230V 50Hz, AC

L brown
N blue
PE green/yellow



ECo110 FLOW, ECo125 FLOW, ECo160 FLOW, ECo200 FLOW

Main supply
230V 50Hz, AC

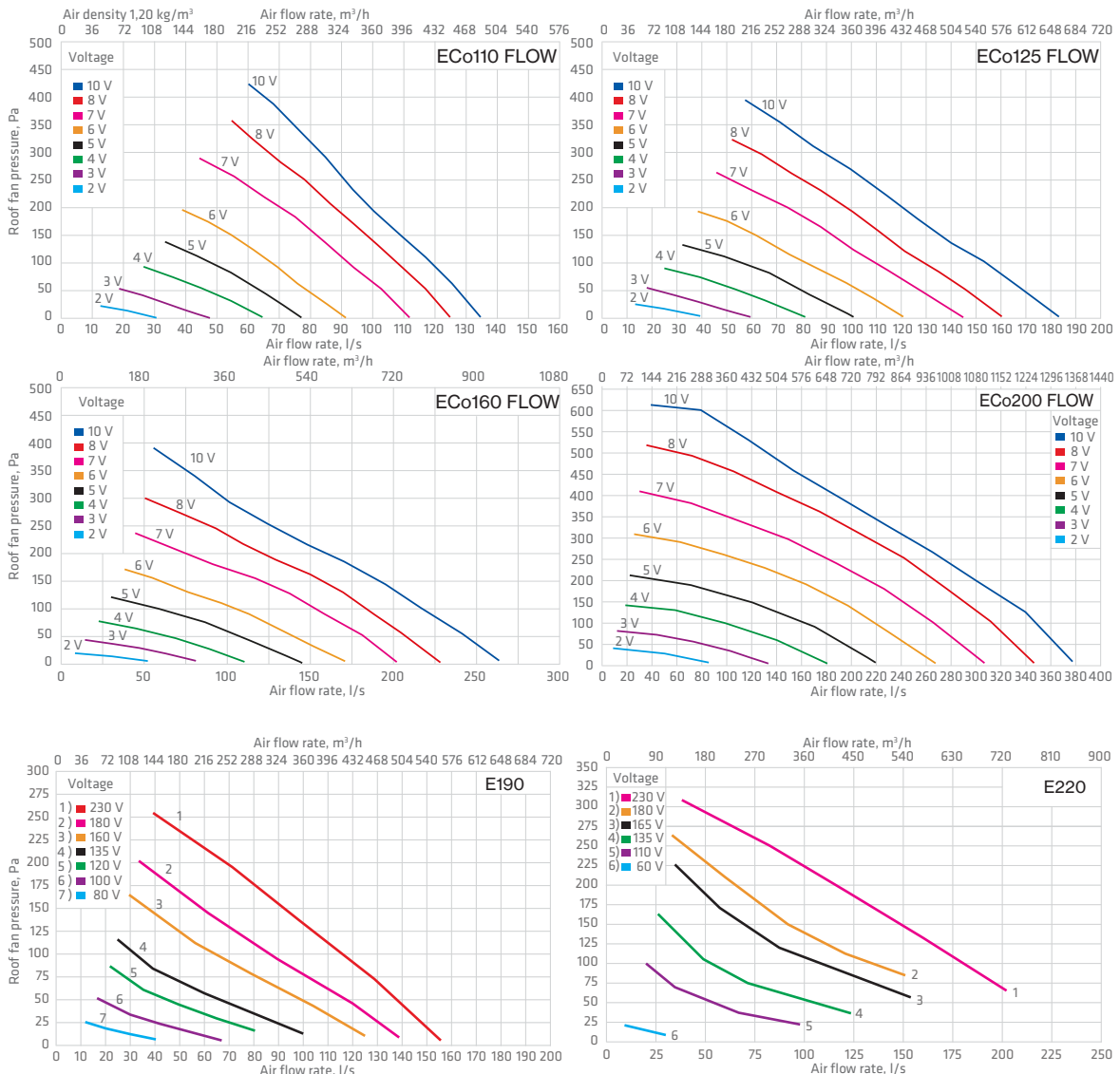
L brown
N blue
PE yellow/green

Control cable

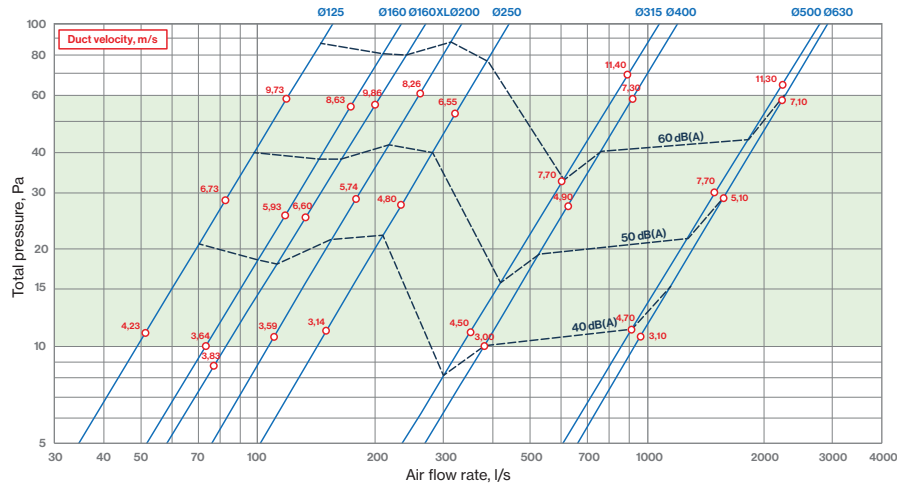
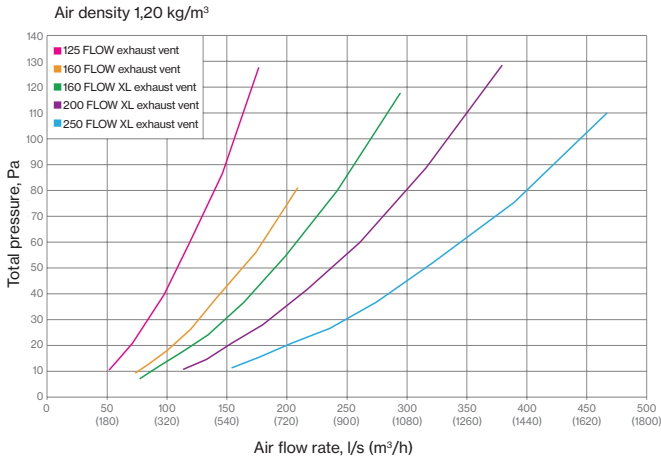
+10 V max. 11 mA red
Lin/PWM control input 0-10 VDC / PWM yellow
GND blue
Tach output (1 pulse/revolution) counter/controller/alarm/speed display white



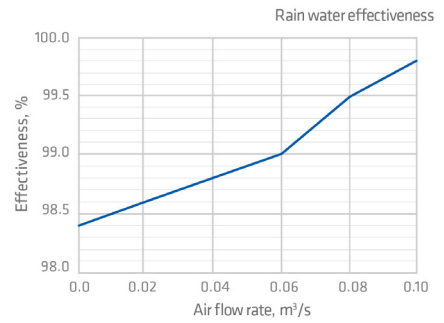
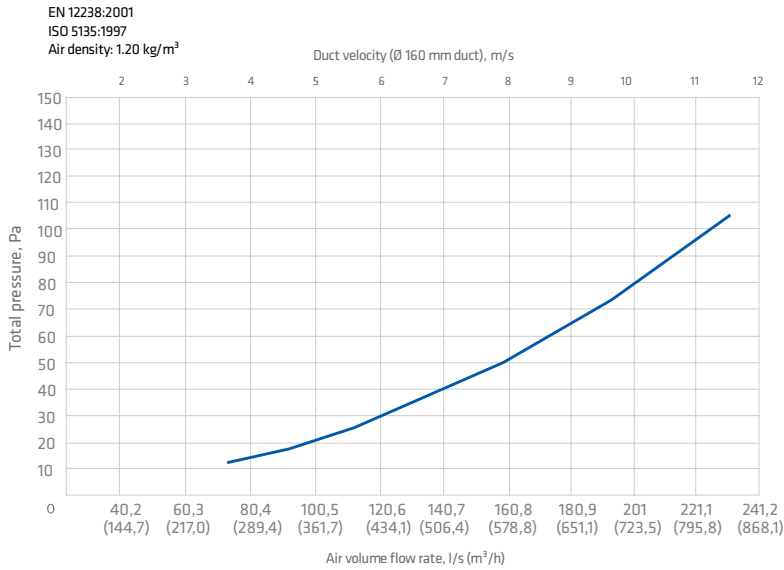
VILPE® model	Power input	Current	Voltage	Capacitor	Rotation speed
ECo110 FLOW	83 W	0.75 A	230 V, 50 HZ	-	3200 rpm
ECo125 FLOW (E5)	83 W	0.75 A	230 V, 50 HZ	-	3200 rpm
ECo125 FLOW (E6)	81 W	0.65 A	230 V, 50 HZ	-	3150 rpm
ECo125 FLOW (BB)	87 W	0.70 A	230 V, 50 HZ	-	3300 rpm
ECo125 FLOW (ZH)	90 W	0.90 A	230 V, 50 HZ	-	3240 rpm
ECo160 FLOW	85 W	0.70 A	230 V, 50 HZ	-	2580 rpm
ECo200 FLOW	170 W	1.40 A	230 V, 50 HZ	-	2510 rpm
E190 (EB)	52 W	0.23 A	230 V, 50 HZ	1.5 µF	2350 rpm
E190 (EF)	64 W	0.23 A	230 V, 50 HZ	1.5 µF	2510 rpm
E220	88 W	0.39 A	230 V, 50 HZ	2 µF	2100 rpm



FLOW Exhaust vent performance



Intake vent performance



Air flow rate		Performance	
q _v m ³ /s	v m/s	E %	Class
0.00	0.00	98.4	B
0.02	1.00	98.6	B
0.04	2.00	98.8	B
0.06	3.00	99.0	A
0.08	4.00	99.5	A
0.10	5.00	99.8	A

Symbols and units

q_v Air flow rate, m³/s
v Core velocity, m/s
E Effectiveness, %

IO wall element technical details

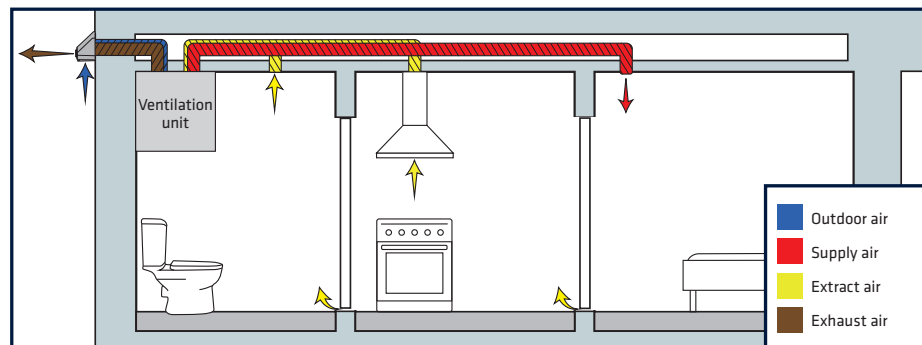
When to use the reduction piece

The exhaust airflow needed to reach 5 m/s outflow velocity is listed below.

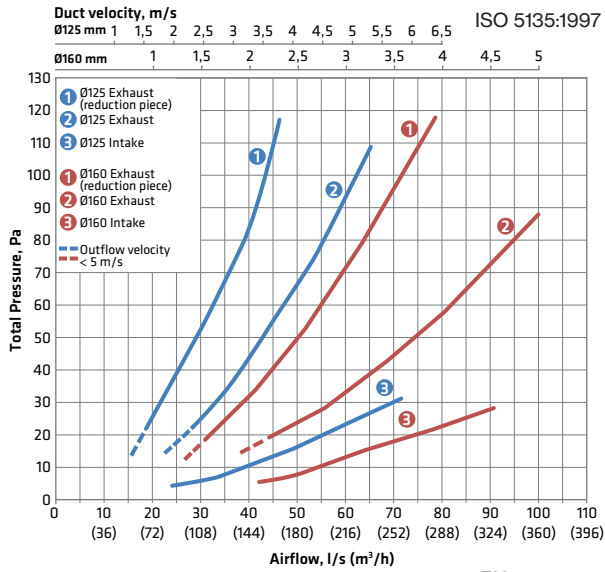
VILPE product	Exhaust airflow l/s (m ³ /h)	No reduction piece needed
IO 125	18-27 (65-97)	>27 (>97)
IO 160	30-44 (108-158)	>44 (>158)
IO 200	48-70 (173-251)	>70 (>251)
IO 250	72-106 (261-381)	>106 (>381)

Air ventilation

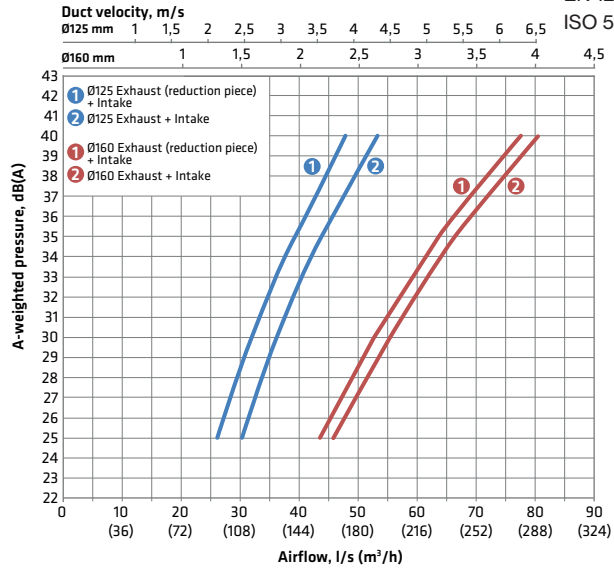
An example of a ventilation system in an apartment with VILPE IO wall element.



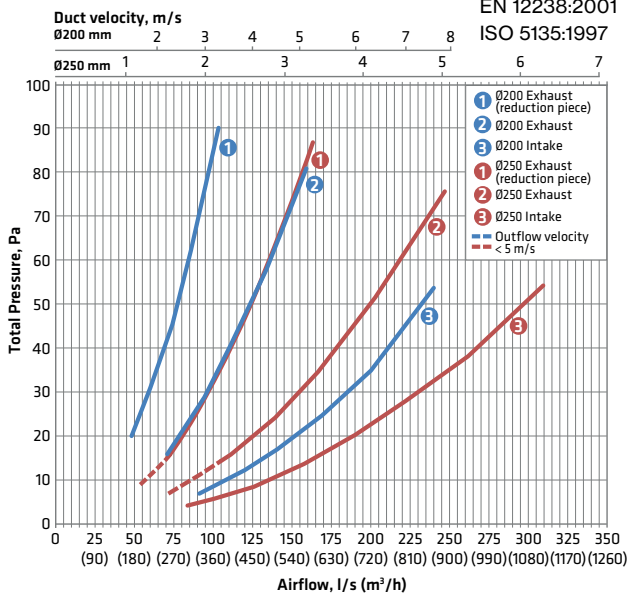
EN 12238:2001
ISO 5135:1997



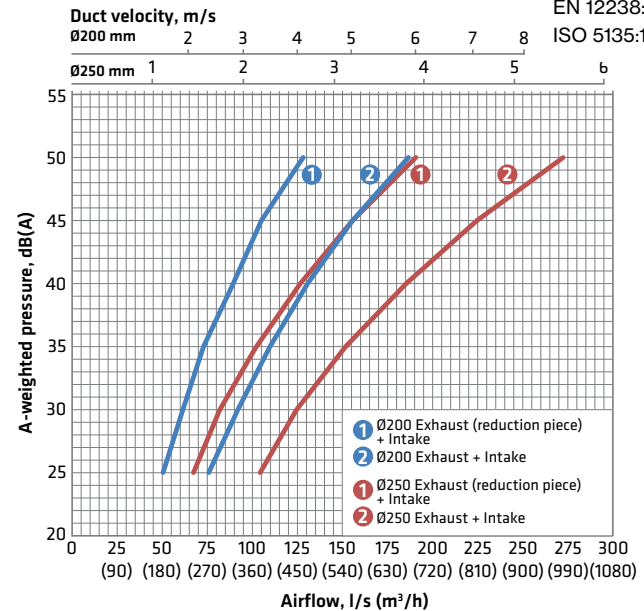
EN 12238:2001
ISO 5135:1997



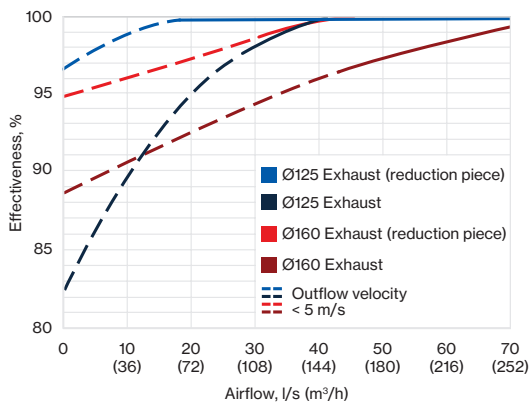
EN 12238:2001
ISO 5135:1997



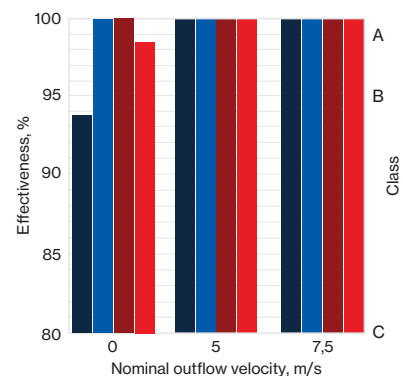
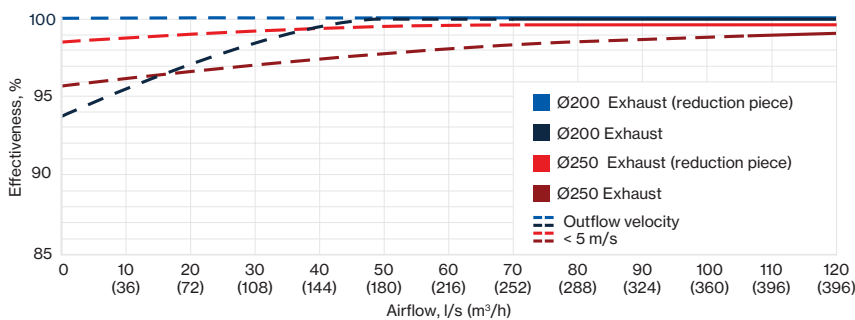
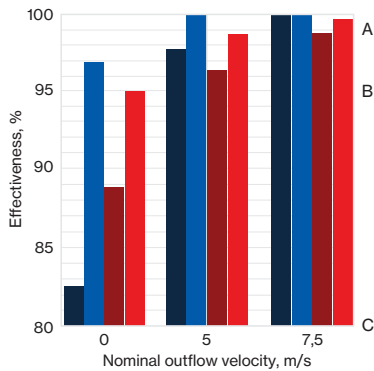
EN 12238:2001
ISO 5135:1997



Water separation

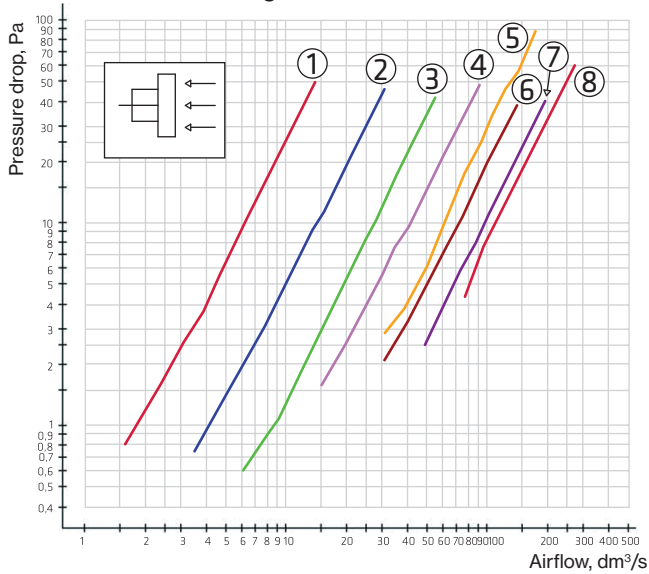


EN 13030:2001
ISO 5167-1:2003
ISO 5167-2:2003



Airflow of Multifunction grille

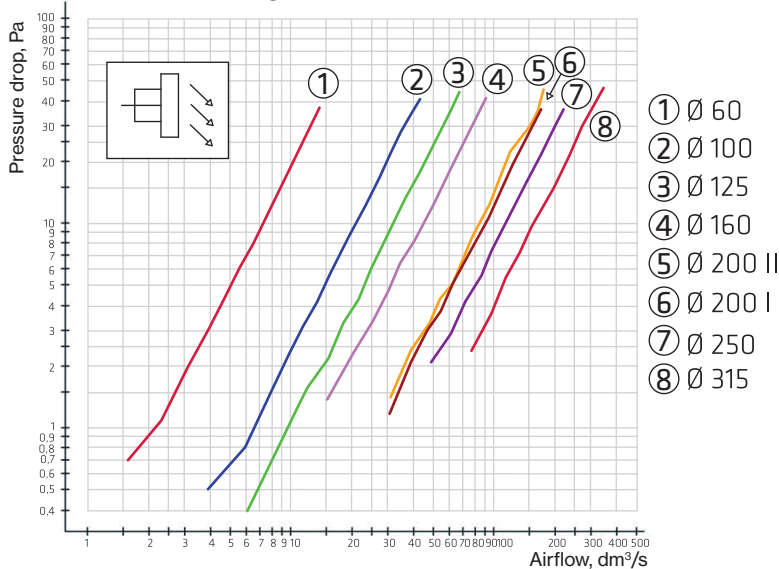
VILPE Multifunction grille inward airflow



Grille	Duct fitting plate
150 x 150 mm	Ø 60 Ø 100
240 x 240 mm	Ø 125 Ø 160 Ø 200 II
375 x 375 mm	Ø 200 I Ø 250 Ø 315

In mechanical ventilation system direction of air flow from inside to outside, without insect net. In the grille the exhaust air is directed diagonally downwards.

VILPE Multifunction grille outward airflow

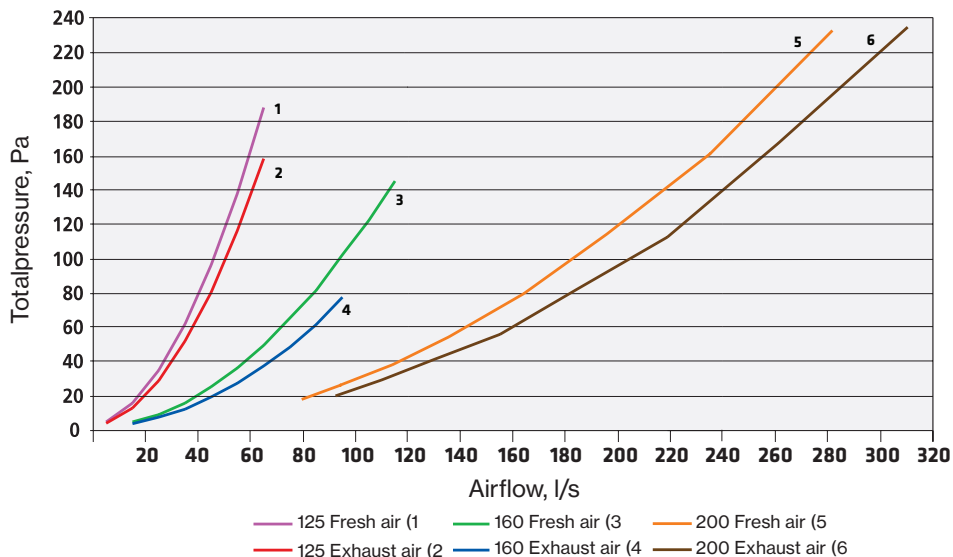


- ① Ø 60
- ② Ø 100
- ③ Ø 125
- ④ Ø 160
- ⑤ Ø 200 II
- ⑥ Ø 200 I
- ⑦ Ø 250
- ⑧ Ø 315

Grille	Duct fitting plate
150 x 150 mm	Ø 60 Ø 100
240 x 240 mm	Ø 125 Ø 160 Ø 200 II
375 x 375 mm	Ø 200 I Ø 250 Ø 315

In mechanical ventilation system direction of air flow from inside to outside, without insect net. In the grille the exhaust air is directed diagonally downwards.

VILPE Ross airflow



General Terms of Sale

1. Applicability

These terms are the general terms of sale of VILPE Oy. If these terms have been approved once in a trade between the parties, they shall be regarded as approved also in subsequent trades. If one party has in fact been informed of the terms based on a previous trade, the terms shall apply also to the first trade, even if the terms have not been specifically approved. These terms do not apply to agency trade.

2. Closing a Sale

2.1. Tender

The Supplier's tender is valid for the period mentioned in the tender. If no validity period has been mentioned, it is 30 days. All pictures, drawings, calculations and other documents related to the tender remain the Supplier's property. The recipient of the tender may not use them to the Supplier's disadvantage, disclose them to a third party or otherwise utilise them.

2.2. Order

In an order-based sale, an agreement is made when the Buyer indicates approval of the Supplier's tender as such. Otherwise, the sale is closed after the Supplier has confirmed the order or delivered the item(s).

3. Supplier's Responsibilities

3.1. Delivery Time

Unless otherwise agreed, the delivery time shall be considered to start at the below-mentioned time that is the latest:

- Date of the agreement
- In sales requiring an official permit, the date the Supplier received the permit declaration
- Date the agreed security or advance payment was given
- Date the Buyer supplied the information required for the delivery

3.2. Terms of Delivery

EXW Mustasaari Finland (Incoterms 2020). Additional pallet charge. A 3% logistics surcharge will be added to pickups and deliveries from the Vantaa regional warehouse.

3.3. Warranty

The sold goods have a valid warranty according to the manufacturer's terms.

3.4. Properties of Product

The Supplier is responsible for the quality and other properties of a product only according to the information specified in the agreement and other information provided by the Supplier. The Buyer is responsible for the correctness of the information provided to the Supplier concerning the application of the product. With respect to product liability, the Buyer shall carefully study all the Supplier's specifications, instructions and descriptions concerning the product and act according to the limitations they require. The products shall absolutely be used only in the manner and in the applications they are intended for. If there is any uncertainty, the Buyer shall establish the suitability of the product for the intended use. When using the product, all instructions provided separately by the Supplier and common caution shall be followed. With respect to both product liability and product safety, the Buyer shall inform a new buyer of the matters known to him in case of a resale or transfer. The Supplier shall be immediately notified in writing of all issues related to product liability and product safety, and legal proceedings shall be initiated within three (3) years after the Buyer first became aware of any damage or liability for damages.

3.5. Indirect Damage

The Supplier is not liable for indirect damage to the Buyer due to a delay or faults in the delivery.

4. Buyer's Liability

4.1. Selling Price

The selling price is the price agreed by the parties. If the price has not been agreed, the selling price is the going price charged by the Supplier.

4.2. Term of Payment

The term of payment is determined by the common term of payment in the sector, 14 days net. Calculation of term of payment starts on the invoice date for warehouse deliveries and on delivery date for factory deliveries. Any remarks regarding the invoice must be done within 8 days from the start of the invoice date.

4.3. Revising the Purchase Price

The Supplier reserves the right to revise prices, should the exchange rates that directly affect the sale prices, VAT, import fees or other fees, taxes or tax-like fees independent of the Supplier change before the delivery date.

4.4. Interest for Delay and Collection Costs

Should the payment be delayed, an interest of 10 % is charged for the delayed time. In addition to the interest for delay, the Supplier may also recover the collection costs.

4.5. Securities

If giving security has been agreed, the security shall be given before the delivery of the products is started. The Supplier may require also later that a security for the sale price be paid if he has good reason to believe that the sale price or a part of it would not be paid. The Supplier may delay further deliveries until overdue

payments have been paid or an acceptable security has been given. The Supplier is entitled to this also when an overdue part of the sale price has not been paid. The Buyer has no right to make any claims because of this delay.

4.6. Inspection of Product

The buyer is obliged to check the quantity and quality of the goods at the time of receipt and to indicate any deviations and acknowledgment of receipt. The Buyer shall immediately notify the Supplier or the carrier of a fault or a shortage in the delivery.

4.6. Complaint and Rectifying an Error

If a delivery is faulty in part, the Buyer shall notify the Supplier, in writing, of the error within 7 working days of the delivery date. The Supplier may primarily repair the fault or deliver a new product. The Buyer cannot require a delivery if a change has occurred in the conditions that significantly alters the relationship of the originally agreed performance obligations.

4.7. Product Return

All returns must be agreed upon in advance with the Supplier. The returned products must be undamaged, complete, and in their original packaging. The invoiced amount will be fully credited if the return is due to an error on the Supplier's part. Returns for any other reason, and accepted by the Supplier, will be credited up to a maximum of 70% of the invoiced price of the returned goods. The cost of return shipping shall be fully borne by the returning party. Returns must be sent to: VILPE Oy, Handelsvägen 9, 65610 Korsholm, Finland.

5. Termination

5.1. Buyer's Right to Terminate

If the Supplier's delivery essentially differs from what was agreed and the fault is not repaired within a reasonable time after the Buyer's written complaint, or if a new product according to the agreement is not delivered or if the delivery is delayed due to the Supplier in a manner causing unreasonable inconvenience to the Buyer, the Buyer has the right to terminate the agreement. If the product being the subject of the sale has been manufactured, purchased or packed especially for the Buyer according to his instructions and wishes and the Supplier cannot utilise the product without loss in other ways, the Buyer may cancel the sale due to the Supplier's delay only if the purpose of the sale cannot be integrally achieved because of the delay.

5.2. Supplier's Right to Terminate

If the selling price is not paid during the time limit, not due to the Supplier, the Supplier may cancel the sale or that part of the sale, the products of which the Buyer has not yet received, should the delay be significant. The Supplier has the right to terminate when based on the Buyer's declaration or otherwise it can be assumed that the Buyer's payment will be significantly delayed. Furthermore, the Supplier may terminate the sale if the Buyer does not contribute to the sale as agreed or otherwise reasonably expected.

5.3. Force Majeure

The Supplier is not liable for fulfilling the agreement if an act of God, fire, machine damage or a comparable disturbance, strike, lockout, war, mobilisation, export or import ban, lack of transport equipment, terminated manufacture, traffic disturbance or similar obstructions beyond the Supplier's control prevent the delivery of a product or its part. In addition, when fulfilling the agreement would require sacrifices unreasonable compared to the benefits to be occurred by the Buyer, the Supplier is not required to fulfil the contract. The Supplier is not liable to compensate to the Buyer any damage caused by nonfulfilment of the agreement, and he may also cancel the agreement.

6. Insurance

The parties shall insure the products according to the responsibilities of each party according to the agreed terms of delivery. All other insurances shall be agreed upon separately.

7. Transfer of Ownership

Ownership of a product is transferred to the Buyer when the full selling price has been paid and is freely available to the Supplier. An acceptance is not regarded as payment. The Supplier may at any time, without advance notice and separate payment, recover the products that have not been paid in full. If the Buyer has paid a part, both parties shall make an account within 30 days and present their calculation to the opposing party.

8. Declarations

The Sender is to be responsible for the reception of notifications sent to the other party.

9. Disputes

Any disputes due to these deliveries and interpretation of these delivery terms shall be settled at the district court of the place of domicile of the Supplier.





Innovation-driven family business

VILPE is a Finnish family-owned company driven by innovation and environmental friendliness. Starting from fasteners, we have grown into a manufacturer of ventilation and roofing products – and today, we are also designers of the world's best smart roofs. Our operations are international, with subsidiaries in Sweden, Poland, Ukraine and the Baltics.

For five decades, we have remained true to the principles of a family business. Innovation, quality, and customer satisfaction are at the core of everything we do. By investing in product development, we create future solutions that extend the lifespan of buildings.

VILPE is more than just a product – it is a long-term partner for construction professionals, enabling intelligent and sustainable buildings.

Did you know?

- The management system of VILPE Oy has been granted the ISO 9001:2015 quality standard and the ISO 14001:2015 environmental standard. These standards cover product development, manufacturing and sales of VILPE products.
- VILPE products have a 20-year warranty of technical parts and 10-year colour warranty.
- Our social action efforts go beyond monetary donations: we encourage our employees to spend one working day a year doing charity work.



> [VILPE.COM](https://vilpe.com)

VILPE Oy
Kauppatie 9
FI-65610 Mustasaari FINLAND

Sales and technical support
Tel. +358 20 123 3222
sales@vilpe.com

VILPE[®]
Innovative and Easy