

savo®

COOKER HOODS

2019

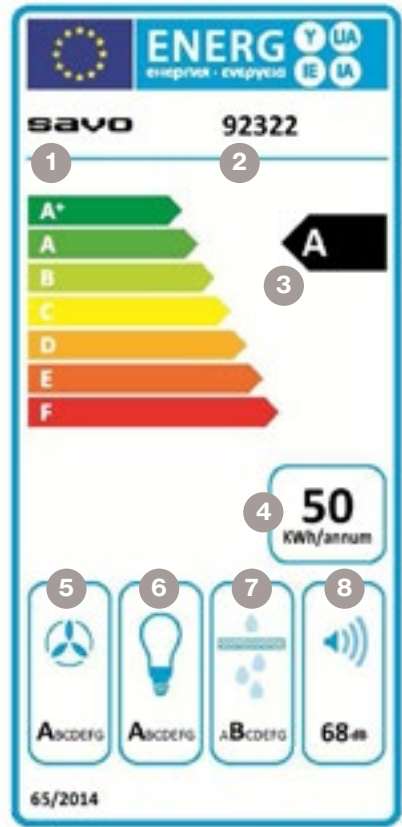


ENERGY LABEL

Product Data Sheet according to Commission Delegated Regulation (EU) No 65/2014.

The energy label indicates the performance and energy consumption of the electrical appliance. The energy label consists of the energy label, the identification data and the technical data.

- 1 Trademark
- 2 Model
- 3 Energy efficiency class A-F
- 4 Annual energy consumption
- 5 Efficiency class of flow dynamic
- 6 Energy efficiency class of light
- 7 Separation degree class of grease filtration
- 8 Sound level



CHOOSE A COOKER HOOD
SUITABLE FOR YOUR VENTILATION SYSTEM



TARGETED
EXHAUST AIR
EXTRACTION

With the aid of the fan built into the cooker hood, the air taken in is removed to the roof via a separate ventilation duct.



RECIRCULATION
TO ROOM AIR

The cooker hood has its own fan which blows the vapours from the stove back into the room air through the activated carbon and grease filters.



ROOF FAN

The cooker hood does not have its own fan. The cooker hood is connected to a roof outlet, which has a fan at the top (outside on the roof). The fan is controlled from the cooker hood and it absorbs the steam out of the cooker hood.



EXPLANATIONS FOR THE SIGNALS



EC controller

The cooker hood controls the EC DC motor (roof fan or ventilation unit, max. 0-10 V).



Energy label

The energy label indicates the performance and energy consumption of the electrical appliance.



Width

Device width (cm).



ASC

The adjustable automatic function detects cooking odours and regulates air extraction as needed. Thanks to the automation, the cooker hood always runs at the correct power.



Timer function

After activation, the unit operates for 5 minutes at the selected speed (post-ventilation).



Filter clean notification

Reminders to clean grease filter and activated carbon filter.



Edge-suction

Increases flow rate for more efficient steam collection.



Remote control

Controlled by remote control.



10 hour auto shutdown

For energy saving reasons, the cooker hood will turn off automatically 10 hours after it was last controlled.

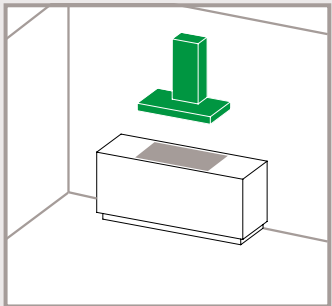


Touch button

Light-touch responsive operating switches.

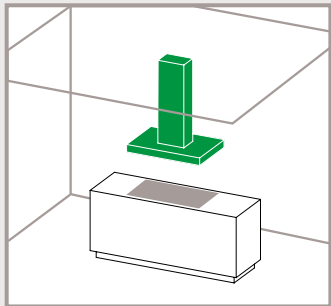
INSTALLATION METHOD

WALL



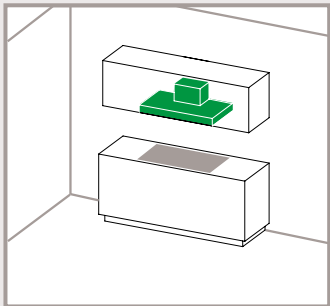
The hood is mounted on a wall.

ISLAND



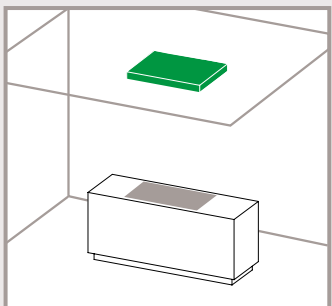
The hood is mounted on the ceiling.

INTEGRATED



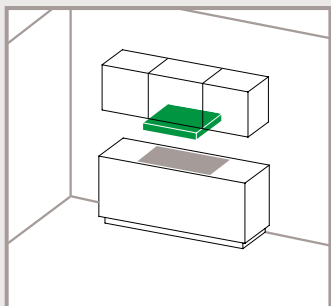
The cooker hood is integrated into a cabinet.

ROOF



The cooker hood is located on the ceiling and controlled by a remote control.

UPPER CABINET



The cooker hood is installed under the upper cabinet.



KITCHEN HOODS

VILPE® Silent Kitchen 5

Cooker hoods without an engine, with a controller for the roof fan located on the roof 6

Wall models..... 8

Island models..... 14

Ceiling models..... 18

Models to be integrated 20

Island models with own engine..... 24

Accessories 34

VILPE® SILENT KITCHEN

VILPE® offers a new solution for cooker hood ventilation – connecting the kitchen cooker hood to a VILPE® roof fan on top of the roof. Such a system is not only silent, but also more efficient.

Even the most modern cooker hoods are not able to provide a level of comfort similar to that achieved with the VILPE® Silent Kitchen system.

Quiet operation is not the only advantage of this solution. An equally important feature is its effectiveness. By lowering the pressure in the ventilation duct, the exhaust air flow through the VILPE® Silent Kitchen is much more effective than conventional hoods.

3 ELEMENTS OF VILPE® SILENT KITCHEN

VILPE® Silent Kitchen Set consists of three elements:



SELECTION OF VILPE® KITCHEN HOODS FAN

The roof fan is the key component in the VILPE® Silent Kitchen system. The installation of a VILPE® roof fan guarantees excellent ventilation of the kitchen. The fan design is lightweight and durable. The outer case is made of high quality polypropylene, resistant to ultraviolet radiation and weather conditions and not subject to corrosion.

Under EU standards: the air flow of the cooker hood should be 90 m3/hour; permissible noise level in the kitchen is 33 dB and with a maximum fan load of not more than 43 dB. The pressure loss in the kitchen hood system averages 30 Pa.

The data in the table is indicative. Pressure losses in the kitchen hood system are taken into account.

Roof fan	Ø mm	Area of free opening	50 Pa	100 Pa
ECo190 (ECo125 FLOW)	Ø 125 mm	190 l/s (684 m³/h)	182 l/s (655 m³/h)	171 l/s (616 m³/h)
ECo220 (ECo160 FLOW)	Ø 160 mm	257 l/s (925 m³/h)	245 l/s (882 m³/h)	223 l/s (803 m³/h)
ECo250 (ECo200 FLOW)	Ø 200 mm	340 l/s (1224 m³/h)	330 l/s (1188 m³/h)	320 l/s (1152 m³/h)
E120	Ø 125 mm	120 l/s (432 m³/h)	103 l/s (371 m³/h)	87 l/s (313 m³/h)
E190	Ø 125 mm	155 l/s (558 m³/h)	138 l/s (497 m³/h)	116 l/s (418 m³/h)
E220	Ø 160 mm	236 l/s (850 m³/h)	212 l/s (763 m³/h)	180 l/s (648 m³/h)

ADVANTAGES OF VILPE® SILENT KITCHEN

- Silent operation of cooker hood
- High efficiency
- Minimum level of energy consumption
- Easy installation
- May be installed on an existing system
- Convenient fan control
- Suitable for almost any type of roof and diameter of the ventilation pipe, as well as a brick shaft

FAN CONTROL TECHNOLOGY

Our range of hoods offers controls both for AC and EC motors.
The models in these series control fans with the appropriate motor types.



AC MOTORS

AC type includes fans and ventilation systems with conventional AC motors.

AC motors (AC = Alternating Current) are connected directly to the hood junction box and control the motor power with alternating voltage.

EC MOTORS e

EC type includes fans and ventilation systems with energy-saving DC motors.

The hood controls a roof mounted fan with an EC motor running on direct current (0-10 VDC).



E-series Savo-hoods are indicated with the letter "e" in the name.



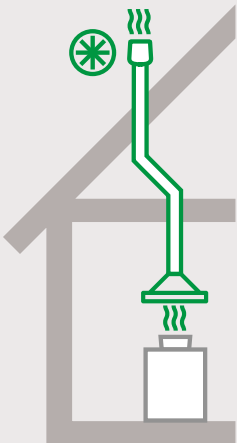
E-series of Savo kitchen hoods are compatible with VILPE EC fans.

* e.g. VILPE or Vallox


FEATURES OF HOODS COMPATIBLE WITH EC FANS

- Hoods are compatible with energy-efficient DC fans with a voltage of 0–10 VDC
- When integrating into the ventilation system and turning off the hood, operation at speed 1 is preserved (may be adjusted)
- Hood models with automatic control functions (ASC) or automatic shut-down function (timer)
- Automatic shutdown 10 hours after start-up (for some models)
- Automatic power reduction (maximum speed) to speed 3, energy saving
- Smooth fan power adjustment, subject to installation requirements (installation must be carried out by a certified electrician)

Roof fan



SAVO e-series cooker hoods control a roof fan with a DC motor.



***KITCHEN HOODS
WITHOUT ENGINE***



WALL-MOUNTED MODELS (WITHOUT ENGINE)

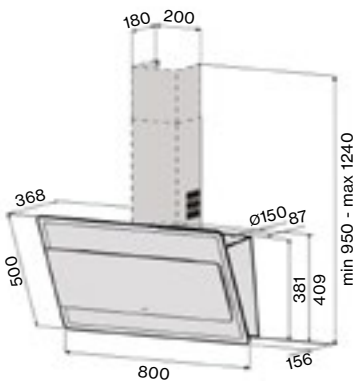


eCH-69 colour white or black, 80 cm

- wall model
- controls an external roof fan with an EC motor (max 0-10V)
- backlit touch control panel
- timer, final air exchange mode
- nominal power of the lighting system 5 W, 2 x LED (3000 K)
- washable metal filters
- perimetric air discharge
- indicators of dirtiness of the metal filter
- outlet diameter 150/125 mm
- 800 x 368 x 409 mm (width x depth x height)
- cooker hood + hood RST 950-1240 mm

Code	Name
97031	eCH-6908-W 80 cm white glass
97032	eCH-6908-B 80 cm black glass

Recommended EC Fan Models
VILPE ECO-125, 160, 190, 220

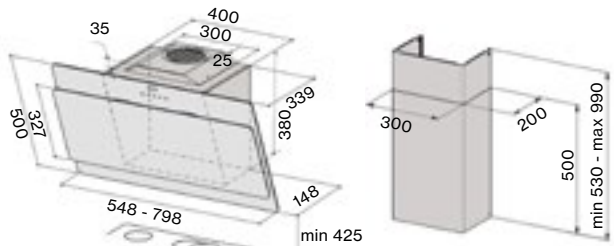


CH-69 colour white or black, 55 cm

- wall model
- controls an external roof fan with an AC motor (max 260 W)
- backlit touch control panel
- timer
- winter start
- nominal power of the lighting system 5 W, 2 x LED (3000 K)
- washable metal filters
- perimeter air intake
- indicators of dirtiness of the metal filter
- outlet diameter 150/125 mm
- 550 x 368 x 409 mm (width x depth x height)
- cooker hood + hood RST 950-1240 mm

Code	Name
86540	CH-6906-W 55 cm white glass
86541	CH-6906-B 55 cm black glass

Recommended AC Fan Models
VILPE E-190, 220



CH models are designed to control AC motors. eCH models connect to VILPE's high-performance ECo-series engines. The assortment includes trendy colors white and black matte, stylish models with glass, colors of stainless steel or combined options. A wide selection that meets the technical and aesthetic requirements of your kitchen!

Wall-mounted hoods connected to an external fan effectively remove burning odours and steam



*The geometric shape
of the CH-65 hood lines
makes it stylish and
sleek.*

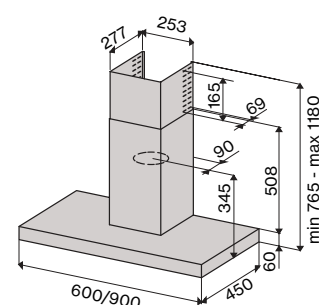
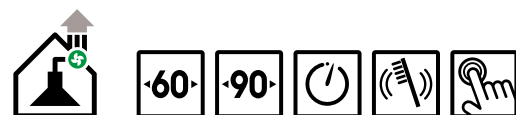


CH-65 RST 60 or 90 cm

- wall model
- controls an external fan with an AC motor (max 260W)
- touch control
- timer
- nominal power of the lighting system 5 W, 2 x LED (3000 K)
- indicators of dirtiness of the metal filter
- washable metal filters
- outlet diameter 150/125 mm
- 600/900 x 450 x 765–1180 mm (width x depth x height)

Code	Name
90357	CH-6506-S 60 cm RST
90358	CH-6509-S 90 cm RST

Recommended AC Fan Models
VILPE E-190, 220

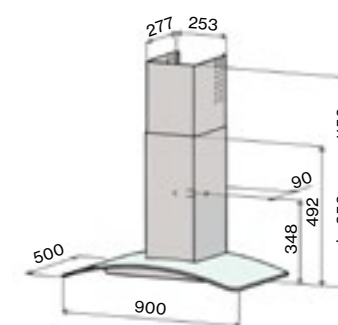


eCH-61 RST/glass 90 cm

- wall model
- controls an external roof fan with an EC motor (max 0-10V)
- illuminated touch control panel with speed indicator
- ASC mode (automatic start, control and shutdown)
- nominal power of the lighting system 5 W, 2 x LED (3000 K)
- washable stainless steel design filters
- indicators of dirtiness of the metal filter
- outlet diameter 150/125 mm
- 600/900 x 500 x 850–1150 mm (width x depth x height)

Code	Name
97025	eCH-6109-S/ASC 90 cm RST/glass

Recommended EC Fan Models
VILPE ECO-125, 160, 190, 220

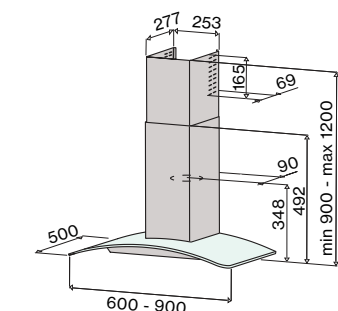
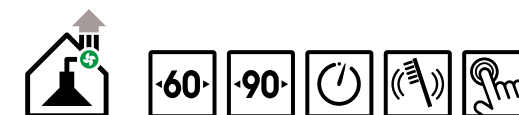


CH-68 RST/glass 60 or 90 cm

- wall model
- controls an external fan with an AC motor (max 260W)
- touch control
- timer
- nominal power of the lighting system 5 W, 2 x LED (3000 K)
- indicators of dirtiness of the metal filter
- washable metal filters
- outlet diameter 150/125 mm
- 600/900 x 500 x 900–1200 mm (width x depth x height)

Code	Name
90453	CH-6806-S 60 cm RST/glass
90454	CH-6809-S 90 cm RST/glass

Recommended AC Fan Models
VILPE E-190, 220

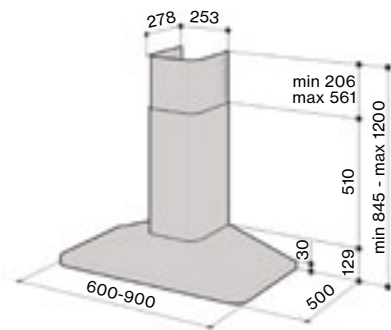
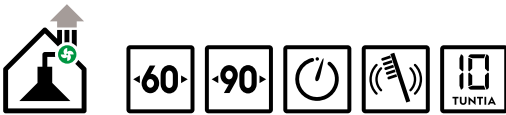


CH-52 RST 60 to 90 cm

- wall model
- controls an external fan with an AC motor (max 260W)
- touch control panel with speed indicator
- timer
- winter start
- nominal power of the lighting system 5 W, 2 x LED (3000 K)
- washable stainless steel design filters
- indicators of dirtiness of the metal filter
- outlet diameter 150/125 mm
- 600/900 x 500 x 845–1200 mm (width x depth x height)

Code	Name
90311	CH-5206-S 60 cm RST
90312	CH-5209-S 90 cm RST

Recommended AC Fan Models
VILPE E-190, 220

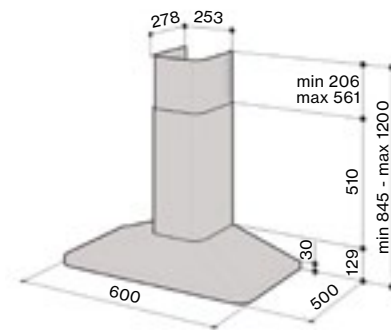
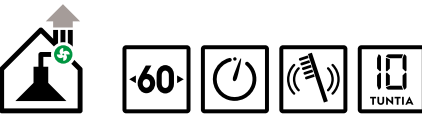


CH-52 white 60 cm

- wall model
- controls an external fan with an AC motor (max 260W)
- touch control panel with speed indicator
- timer
- winter start
- nominal power of the lighting system 5 W, 2 x LED (3000 K)
- washable stainless steel filters
- indicators of dirtiness of the metal filter
- outlet diameter 150/125 mm
- 600 x 500 x 845–1200 mm (width x depth x height)

Code	Name
92311	CH-5206-W 60 cm white

Recommended AC Fan Models
VILPE E-190, 220

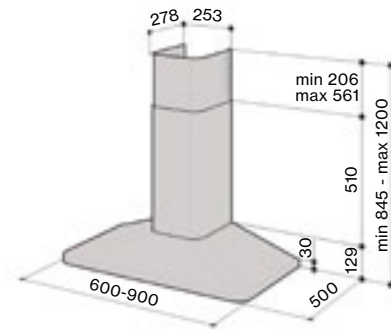



CH-52 matte black 60 or 90 cm

- wall model
- controls an external fan with an AC motor (max 260W)
- illuminated touch control panel with speed indicator
- timer
- winter start
- nominal power of the lighting system 5 W, 2 x LED (3000 K)
- indicators of dirtiness of the metal filter
- washable metal filters
- outlet diameter 150/125 mm
- 600/900 x 500 x 845–1200 mm (width x depth x height)

Code	Name
93313	CH-5206-B 60 cm matte black
90314	CH-5209-B 90 cm matte black

Recommended AC Fan Models
VILPE E-190, 220



ISLAND MODELS (WITHOUT ENGINE)



The island models of our collection comply with the spirit of the times and modern standards. Hoods connected to an external roof fan are equipped with powerful LED lamps and smart control technology.

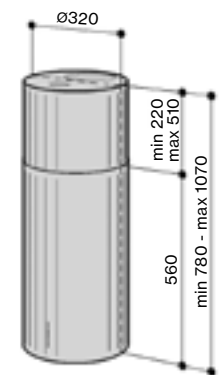
A stylish island cooker hood complements the interior of your kitchen.

elH-76 colour RST or white, 32 cm

- ceiling mount
- controls an external fan with an EC motor (max 0-10V)
- touch control panel
- ASC mode (automatic start, control and shutdown)
- nominal power of the lighting system 5 W, 2 x LED (3000 K)
- washable stainless steel design filter
- indicators of dirtiness of the metal filter
- outlet diameter 150/125 mm
- 320 x 780–1070 mm (diameter x height)

Code	Name
97211	elH-7603-S/ASC 32 cm RST
97212	elH-7603-W/ASC 32 cm white

Recommended EC Fan Models
VILPE ECO-125, 160, 190, 220

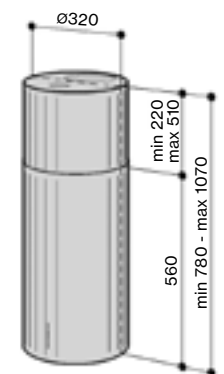


IH-76 colour RST or white 32 cm

- ceiling mount
- controls an external fan with an AC motor (max 260W)
- touch control panel
- timer
- winter start
- nominal power of the lighting system 5 W, 2 x LED (3000 K)
- washable stainless steel filter
- indicators of dirtiness of the metal filter
- outlet diameter 150/125 mm
- 320 x 780–1070 mm (diameter x height)

Code	Name
90574	IH-7603-S 32 cm RST
92574	IH-7603-W 32 cm white

Recommended AC Fan Models
VILPE E-190, 220



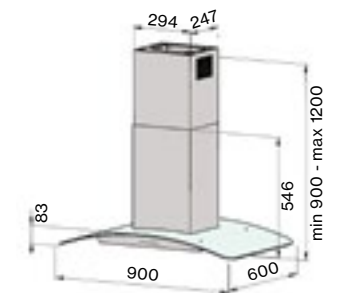
The arched shape of the hood gives it lightness and visually expands the space.

eIH-61 RST/glass 90 cm

- ceiling mount
- controls an external fan with an EC motor (max 0-10V)
- touch control panel with speed indicator
- ASC mode (automatic start, control and shutdown)
- nominal power of the lighting system 10 W, 4 x LED (3000 K)
- washable stainless steel design filter
- indicators of dirtiness of the metal filter
- outlet diameter 150/125 mm
- 900 x 600 x 900–1200 mm (width x depth x height)

Code Name
97205 eIH-6109-S/ASC 90 cm RST/glass

Recommended EC Fan Models
VILPE ECO-125, 160, 190, 220

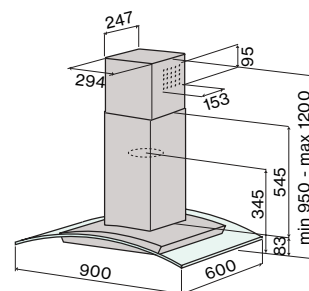


IH-68 RST/glass 90 cm

- ceiling mount
- controls an external fan with an AC motor (max 260W)
- touch control
- timer
- nominal power of the lighting system 10 W, 4 x LED (3000 K)
- indicators of dirtiness of the metal filter
- washable metal filters
- outlet diameter 150/125 mm
- 900 x 600 x 950–1200 mm (width x depth x height)

Code Name
90566 IH-6809-S 90 cm RST/glass

Recommended AC Fan Models
VILPE E-190, 220

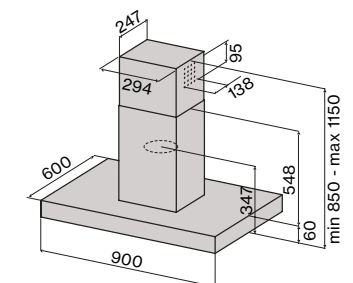


IH-65 RST 90

- ceiling mount
- controls an external fan with an AC motor (max 260W)
- touch control
- timer
- nominal power of the lighting system 10 W, 4 x LED (3000 K)
- indicators of dirtiness of the metal filter
- washable metal filters
- outlet diameter 150/125 mm
- 900 x 600 x 850–1150 mm (width x depth x height)

Code Name
90536 IH-6509-S 90 cm RST

Recommended AC Fan Models
VILPE E-190, 220



CEILING MODELS (WITHOUT ENGINE)



The single space of the kitchen-studio gives a feeling of spaciousness and makes the workplace of the kitchen part of the common room. The built-in ceiling hood that controls an external roof fan is ideal for the design of such a studio. The fully integrated device with a stainless steel frame has bright LED lighting and is controlled by a remote control.

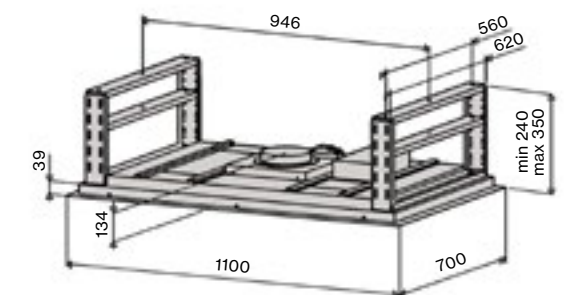
**The recessed ceiling hood
features low noise
and minimalistic design.**

eRH-95 RST 110 cm

- ceiling mount
- controls an external fan with an EC motor (max 0-10V)
- Remote Control
- timer
- nominal power of the lighting system 18 W, 6 x LED (3000 K)
- washable metal filters
- perimetric air discharge
- indicators of dirtiness of the metal filter
- outlet diameter 150 mm
- 1100 x 700 x 240–350 mm (width x depth x height)

Code Name
97361 eRH-9511-S 110 cm RST

Recommended EC Fan Models
VILPE ECO-125, 160, 190, 220

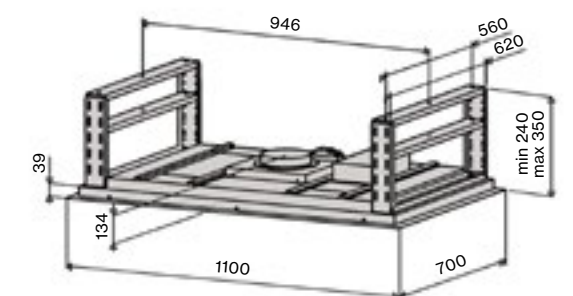


RH-95 RST 110

- ceiling mount
- controls an external fan with an AC motor (max 260W)
- Remote Control
- timer
- winter start
- nominal power of the lighting system 18 W, 6 x LED (3000 K)
- indicators of dirtiness of the metal filter
- perimetric air discharge
- washable metal filters
- outlet diameter 150 mm
- 1100 x 700 x 240–350 mm (width x depth x height)

Code Name
86551 RH-9511-S 110 cm RST

Recommended AC Fan Models
VILPE E-190, 220



BUILT-IN MODELS (WITHOUT ENGINE)

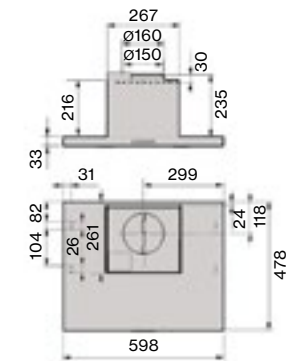


FH-82 RST 60 cm

- recessed
- controls an external fan with an AC motor (max 300 W)
- touch control panel
- timer
- nominal power of the lighting system 5,6 W, 2 x LED (3000 K)
- washable metal filters
- outlet diameter 150/125 mm
- 598 x 478 x 268 mm (width x depth x height)

Code Name
96321 FH-8206-S 60 cm RST

Recommended AC Fan Models
VILPE E-190, 220

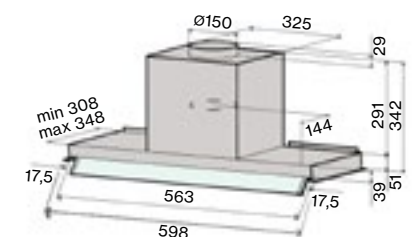


GH-63 RST 60 cm

- recessed
- controls an external fan with an AC motor (max 260W)
- swivel glass visor
- touch control
- timer
- winter start
- nominal power of the lighting system 5 W, 2 x LED (3000 K)
- washable metal filters
- indicators of dirtiness of the metal filter
- outlet diameter 150/125 mm
- 598 x 308–348 x 342 mm (width x depth x height)
- width of the built-in part 563 mm

Code Name
86633 GH-6306-S 60 cm RST

Recommended AC Fan Models
VILPE E-190, 220



Compatible with smart home systems, integrated hoods control the roof fan, are silent and virtually invisible. Well suited for creating a simple and complete look of the kitchen. The model range allows you to implement any design solutions in the kitchen, to increase productivity, models can be built in instead of the traditional kitchen hood.

**Built-in kitchen hoods
are almost invisible
in the kitchen**

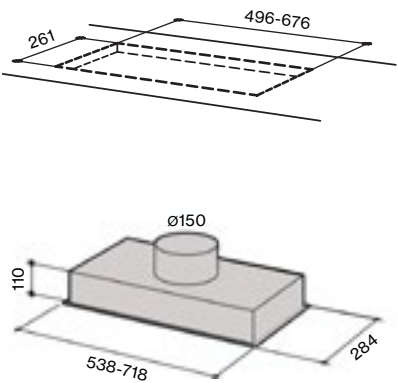
eGH-56 RST 54 or 72 cm

- recessed
- controls an external fan with an EC motor (max 0-10V)
- touch control panel with speed indicator
- ASC mode (automatic start, control and shutdown)
- nominal power of the lighting system 5 W, 2 x LED (3000 K)
- washable metal filters
- perimetric air discharge
- indicators of dirtiness of the metal filter
- outlet diameter 150/125 mm
- 538/718 x 284 x 110 mm (width x depth x height)



Code	Name
97331	eGH-5605-S/ASC 54 cm RST
97332	eGH-5607-S/ASC 72 cm RST

Recommended EC Fan Models
VILPE ECO-125, 160, 190, 220



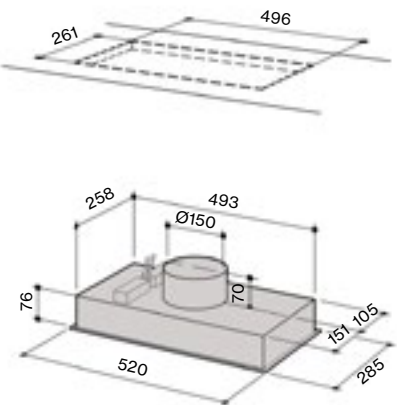

GH-36 RST 52 cm

- recessed
- controls an external fan with an AC motor (max 260W)
- touch control panel with speed indicator
- timer
- winter start
- nominal power of the lighting system 5 W, 2 x LED (3000 K)
- washable metal filters
- indicators of dirtiness of the metal filter
- outlet diameter 150/125 mm
- 520 x 285 x 110 mm (width x depth x height)



Code	Name
90623	GH-3605-S 52 cm RST

Recommended AC Fan Models
VILPE E-190, 220



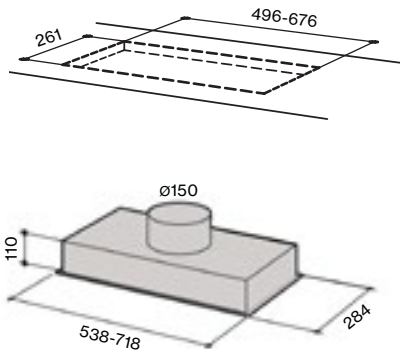
GH-56 RST 54 or 72 cm

- recessed
- controls an external fan with an AC motor (max 260W)
- touch control panel with speed indicator
- timer
- winter start
- nominal power of the lighting system 5 W, 2 x LED (3000 K)
- washable metal filters
- perimetric air discharge
- indicators of dirtiness of the metal filter
- outlet diameter 150/125 mm
- 520/720 x 285 x 110mm (width x depth x height)



Code	Name
90638	GH-5605-S 54 cm RST
90639	GH-5607-S 72 cm RST

Recommended AC Fan Models
VILPE E-190, 220



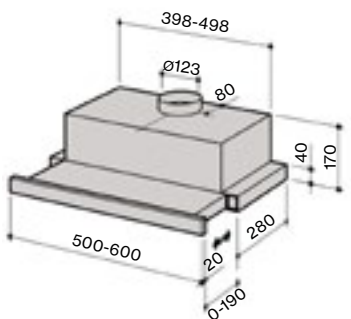
PH-26 RST 50 or 60 cm

- recessed
- controls an external fan with an AC motor (max 260W)
- equipped with a glass visor
- switching speeds by extending the visor
- nominal power of the lighting system 5 W, 2 x LED (3000 K)
- washable metal filters
- outlet diameter 125 mm
- 500/600 x 280 (+20 mm front panel) x 170 mm (width x depth x height)



Code	Name
90616	PH-2605-S 50 cm RST
90617	PH-2606-S 60 cm RST

Recommended AC Fan Models
VILPE E-190, 220

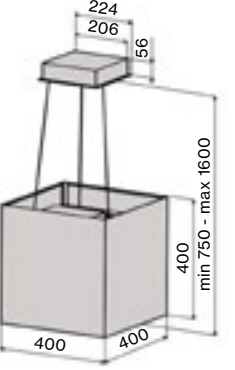


ISLAND MODELS WITH ENGINE

KUUTIO colour white or black 40 cm

- ceiling mount with suspension
- power 210-420 m3/h, intensive operation 475 m3/h
- noise level 50-66 dB, with an intensive mode of 68 dB
- touch control panel
- Remote Control
- timer
- nominal power of the lighting system 2x5 W, LED (3000 K)
- washable stainless steel design filter
- carbon filters included
- indicators of dirtiness of the metal and coal filter
- 400 x 400 x 750-160 mm (width x depth x height)

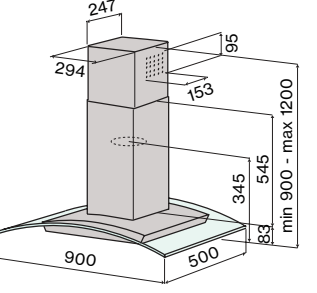
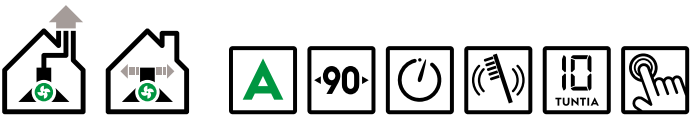
Code	Name
86590	KUUTIO 40 cm glossy white
86592	KUUTIO 40 cm glossy black
87552	fixing wire KUUTIO 5 m
90270	HS-X carbon filter 800 x 650 mm (spare part)



I-68 RST/glass 90 cm

- ceiling mount
- power 340-630 m3/h, intensive operation 770 m3/h
- noise level 51-66 dB, in the intensive mode 71 dB
- touch control
- timer
- nominal power of the lighting system 10 W, 4 x LED (3000 K)
- indicators of dirtiness of the metal and coal filter
- washable metal filters
- outlet diameter 150/125 mm
- 900 x 500 x 900-1200 mm (width x depth x height)

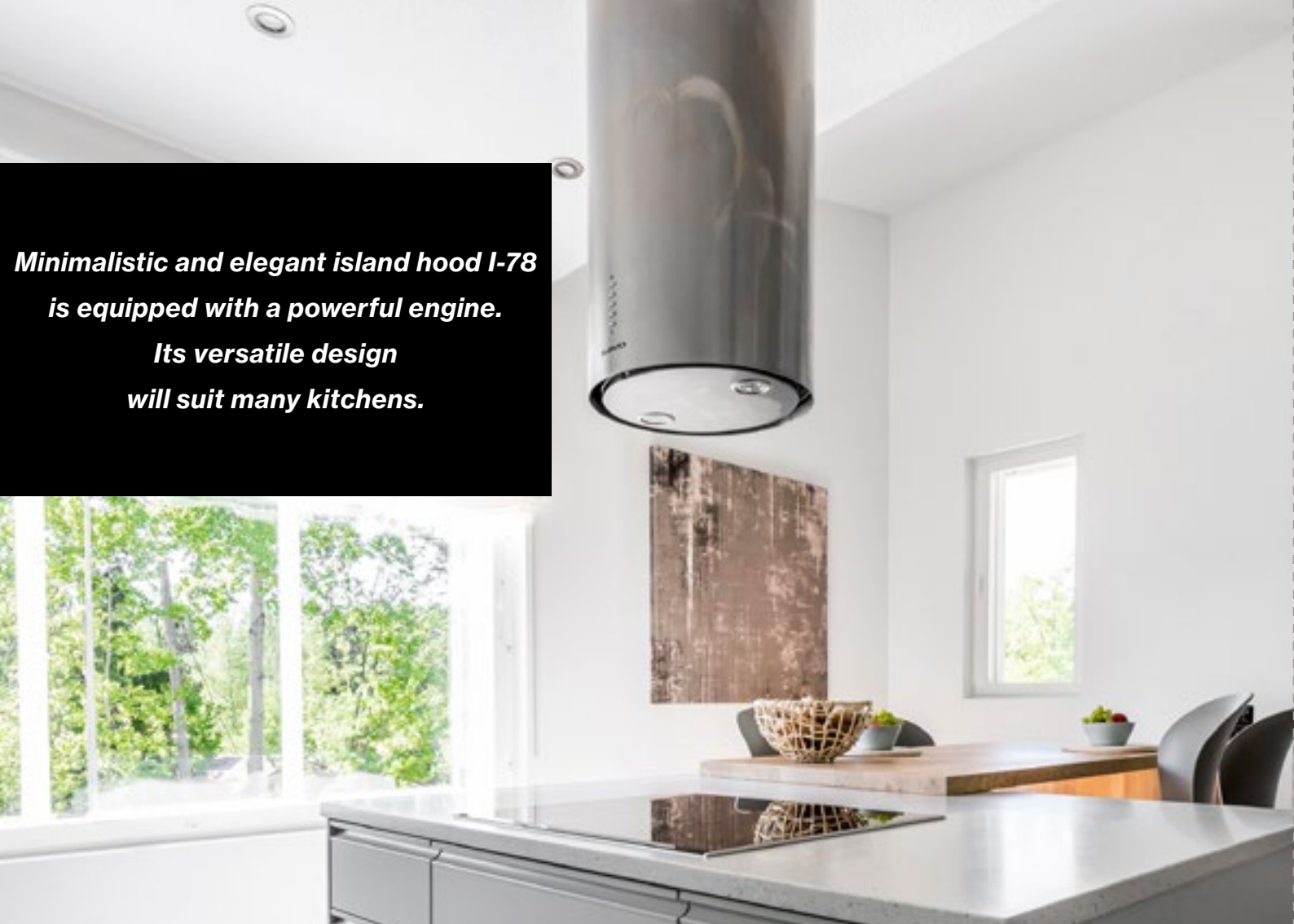
Code	Name
90565	I-6809-S 90 cm RST/glass
90259	carbon filter HS-34



The kitchen island connects the kitchen with the dining room or living room and allows the preparation of food to become part of communication with both the family and guests. The hood in the kitchen studio is also part of the interior. Savo offers both traditional and contemporary eye-catching models. Efficient filters are used in models with a fastening wire, other models are connected to the duct.

**Modern island hoods
complement the look of
kitchen studios**

Minimalistic and elegant island hood I-78 is equipped with a powerful engine. Its versatile design will suit many kitchens.

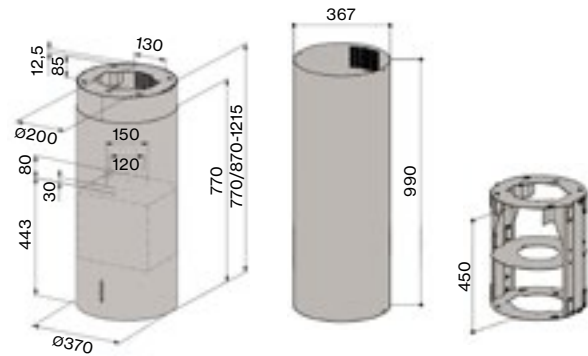


I-78 white 37 cm

- ceiling mount
- power 300–590 m3/h, intensive operation 710 m3/h
- noise level 56–68 dB, in intensive mode 71 dB
- touch control panel
- timer
- nominal power of the lighting system 2,2 W, LED (4000 K)
- perimetric air discharge
- indicators of dirtiness of the metal and coal filter
- washable metal filters
- outlet diameter 150/125 mm
- Model sizes:
 - 370 x 870-1215 mm (W x H) recirculation mode (with charcoal filter)
 - 370 x 770-1215 mm (W x H) with connection to a ventilation channel
 - 370 x 1665 mm (W x H) using an optional casing



Code	Name
92581	I-7804-W3 37 cm white
92985	Additional casing I-78 white
90253	Charcoal filter HS-28

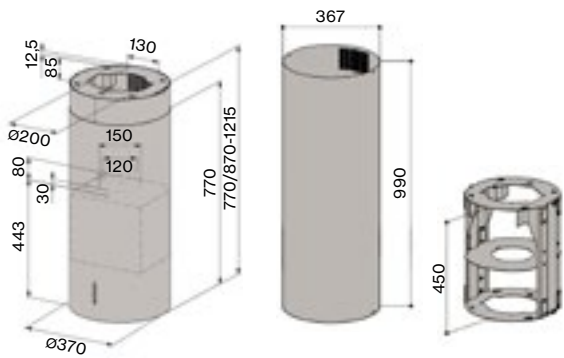


I-78 RST 37 cm

- ceiling mount
- power 300–590 m3/h, intensive operation 710 m3/h
- noise level 56–68 dB, in the intensive mode 71 dB
- touch control panel
- timer
- nominal power of the lighting system 2,2 W, LED (4000 K)
- perimetric air discharge
- indicators of dirtiness of the metal and coal filter
- washable metal filters
- outlet diameter 150/125 mm
- Model sizes:
 - 370 x 870-1215 mm (W x H) recirculation mode (with charcoal filter)
 - 370 x 770-1215 mm (W x H) with connection to a ventilation channel
 - 370 x 1665 mm (W x H) using an optional casing



Code	Name
90581	I-7804-S3 37 cm RST
90985	Additional casing I-78 RST
90253	Charcoal filter HS-28

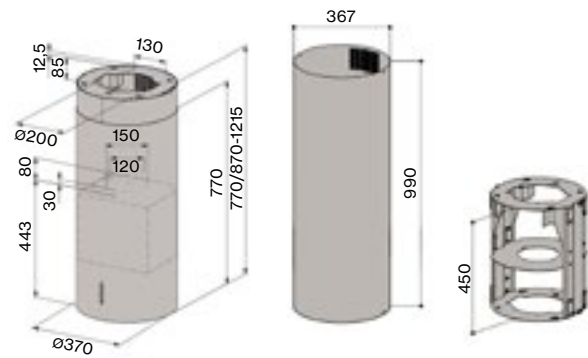


I-78 black matt 37 cm

- ceiling mount
- power 300–590 m3/h, intensive operation 710 m3/h
- noise level 56–68 dB, in intensive mode 71 dB
- touch control panel
- timer
- nominal power of the lighting system 2,2 W, LED (4000 K)
- perimetric air discharge
- indicators of dirtiness of the metal and coal filter
- washable metal filters
- outlet diameter 150/125 mm
- Model sizes:
 - 370 x 870-1215 mm (W x H) recirculation mode (with charcoal filter)
 - 370 x 770-1215 mm (W x H) with connection to a ventilation channel
 - 370 x 1665 mm (W x H) using an optional casing



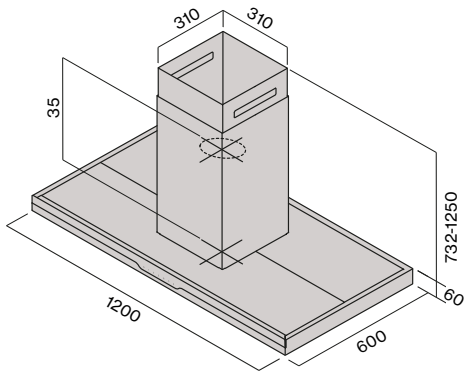

Code	Name
93581	I-7804-B3 37 cm matt black
93985	Additional casing I-78 matt black
90253	Charcoal filter HS-28



Meteorite RST 120 cm

- ceiling mount
- power 115–515 m3/h, intensive operation 757 m3/h
- noise level 31–60 dB, in the intensive mode 68 dB
- touch control
- automatic regulation of suction power
- nominal power of the lighting system 2 x 7 W, LED (2700-6000 K)
- perimeteric air discharge
- indicators of dirtiness of the metal and coal filter
- washable metal filters
- outlet diameter 150/125 mm
- 1200 x 600 x 732–1250 mm (width x depth x height)

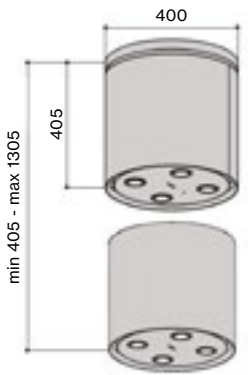
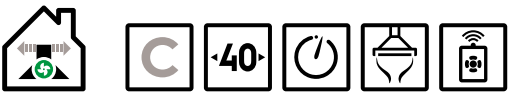
Code	Name
89151	Meteorite Island 120 cm RST
87008	washable carbon filter Revolution



NOSTE RST 40 cm

- ceiling mount with suspension
- positioning height adjustable
- power 230–450 m3/h, intensive operation 520 m3/h
- noise level 49–65 dB, in the intensive mode 68 dB
- touch control panel
- control panel
- timer
- nominal power of the lighting system 4x4,4 W, LED (3000 K)
- washable metal filters
- perimeteric air discharge
- carbon filter included
- 400 x 405-1305 mm (diameter x height)

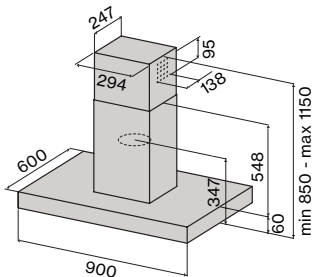

Code	Name
86595	NOSTE 40 cm RST
90254	carbon filter HS-29 (spare part)



I-65 RST 90

- ceiling mount
- power 340–630 m3/h, intensive mode 770 m3/h
- noise level 51–66 dB, in intensive mode 70 dB
- touch control
- timer
- nominal power of the lighting system 10 W, 4 x LED (3000 K)
- indicators of dirtiness of the metal and coal filter
- washable metal filters
- outlet diameter 150/125 mm
- 900 x 600 x 850–1150 mm (width x depth x height)

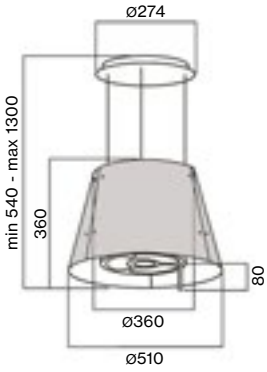
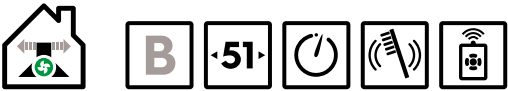
Code	Name
90535	I-6509-S 90 cm RST
90259	carbon filter HS-34



GRACE glass/RST

- ceiling mount with suspension/wall model
- power 208-384 m3/h, intensive mode 515 m3/h
- noise level 51-66 dB, in intensive mode 72 dB
- touch control (joystick)
- control panel (additional option)
- nominal power of the lighting system 1x5 W, 3x3 W, LED (3000 K)
- indicators of dirtiness of the metal and coal filter
- washable metal filters
- washable carbon filters LongLife
- 510 x 540–1300 mm (width x depth x height)
- fixing wire 5 m (not included)

Code	Name
89006	GRACE
89000	remote control EVO black
87003	carbon filter EVO (spare part)
87550	EVO power cable 5 m



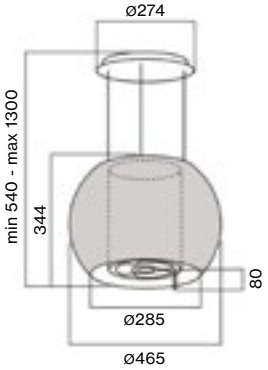



***STAR resembles
a crystal chandelier***

STAR RST/glass

- ceiling mount with suspension
- power 208–384 m3/h, intensive mode 515 m3/h
- noise level 51–66 dB, in intensive mode 72 dB
- touch control (joystick)
- Remote Control (optional accessory)
- nominal power of the lighting system 1x5 W, 3x3 W, LED (3000 K)
- indicators of dirtiness of the metal and coal filter
- washable metal filters
- washable carbon filters LongLife
- 465 x 540–1300 mm (width height)
- fixing wire 5 m (not included)

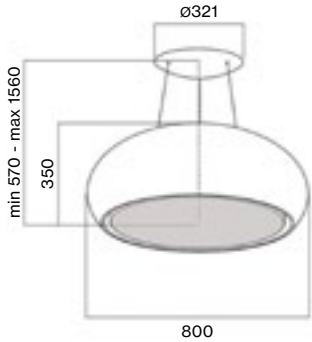
Code	Name
89001	STAR
89000	remote control EVO black
87003	carbon filter EVO (spare part)
87550	EVO power cable 5 m



SEASHELL matt white 80 cm

- ceiling mount with suspension
- power 180–335 m3/h, intensive mode 400 m3/h
- noise level 55–67 dB, in intensive mode 70 dB
- Remote Control
- nominal power of the lighting system 4x24 W (Neon 6500 K)
- indicators of dirtiness of the metal and coal filter
- washable metal filters
- washable carbon filters LongLife
- 800 x 570–1560 mm (width x depth x height)
- fixing wire 5 m (not included)

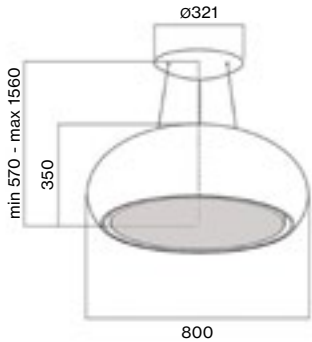
Code	Name
89026	SEASHELL matt white
87006	carbon filter SEASHELL (spare part)



SEASHELL matt black 80 cm

- ceiling mount with suspension
- power 180–335 m3/h, intensive mode 400 m3/h
- noise level 55–67 dB, in intensive mode 70 dB
- Remote Control
- nominal power of the lighting system 4x24 W (Neon 6500 K)
- indicators of dirtiness of the metal and coal filter
- washable metal filters
- washable carbon filters LongLife
- 800 x 570–1560 mm (width x depth x height)
- fixing wire 5 m (not included)

Code	Name
89027	SEASHELL matt black
87006	carbon filter SEASHELL (spare part)

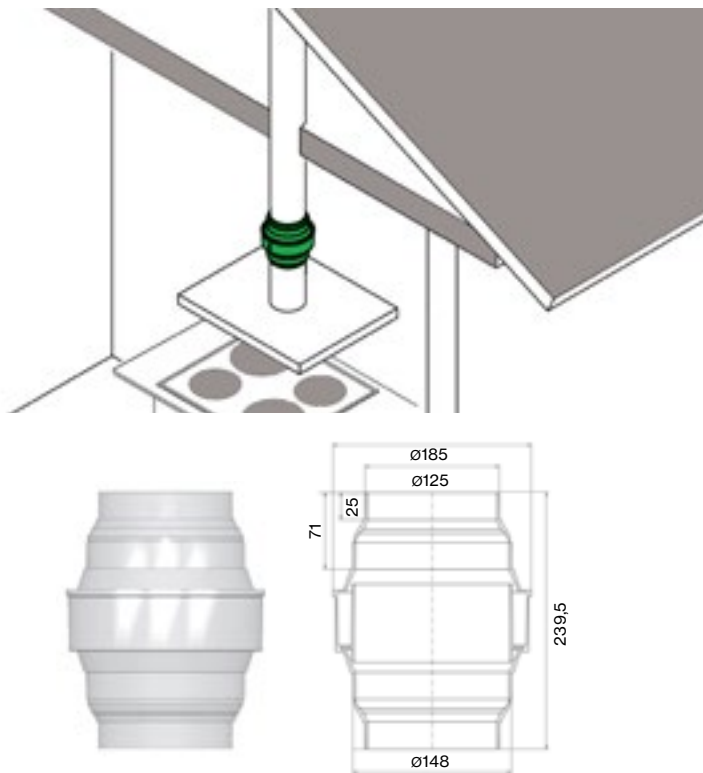


ACCESSORIES

Condensate collector

- prevents condensate from draining from the channel to the stove
- mounted above or in the immediate vicinity of the hood
- collected condensate evaporates
- suitable for ducts Ø 125/150 mm
- capacity 3,5 dl


Code	Name
91101	Condensate collector



Differential Pressure Sensor PEK-1

- simple and reliable differential pressure sensor
- regulates air flow through the recuperator when the cooker hood is turned on
- range of the measured pressure of 20-200 Pa
- limit values (resistive load): 0.1 A/250 VAC
- working temperature: -20...+60 °C
- male fitting Ø 5.0 mm
- measuring hose: PVC 1x2 m
- protection class: IP54
- installation accessories and 1x2m measuring hose included
- 73(89) x 105 x 63 mm (W x D x H)

Code	Name
91331	Pressure controller PEK-1



INSTALLATION TIPS

Choose a duct of sufficient diameter.

Avoid extra bends when laying ducts.

Use conical adapters.

Use rounded adapters without sharp edges.

RECOMMENDATIONS FOR USE

EXPLOITATION

- Turn on the hood about five minutes before cooking to create the required airflow.
- An exhaust fan effectively removes fumes and odours during cooking.
- Make sure that the kitchen has enough air for air exchange during the operation of the cooker hood.
- Do not turn off the hood immediately after cooking.

RESIDUAL AIRING

- Models with timer function can be programmed to stop five minutes after the cooking process.

CLEANING GREASE FILTERS

- Cleaning should be done regularly, every 30 hours of operation, at least once every two months, or when the cleaning reminder indicator is on.
- The filter can be washed in a dishwasher or manually using a neutral washing-up liquid.

CLEANING HOOD SURFACES

- Regular care and cleaning of the device will ensure reliable and safe operation of the hood and extend its life.
- Do not use corrosive or abrasive substances for cleaning, or detergents containing soda, acids or solvents. Use cleaning materials suitable for metal surfaces.
- Do not use harsh cloths or sponges for cleaning.
- Always follow the instructions on the detergent package.
- Clean the hood every two months!

REPLACING THE CHARCOAL FILTER

- For cooker hoods equipped with an activated carbon filter, the filter should be replaced every 120 hours of operation, at least once every six months, or when the indicator of the reminder for replacement turns on.
- Use only a charcoal filter suitable for this model!





CLEAN AIR IN YOUR HOUSE

savo

Savo Design & Technic Oy
Muuntotie 1,
FI-01510 Vantaa, Finland

www.savo.fi